

ONIX®

Deco 2024

# **GO GREEN**

**98% RECYCLED GLASS**



## ONIX

ONIX has managed in just a few years to become the largest international manufacturer of glass mosaic. Our commitment to innovation, our technological potential and the continuous improvement of our production processes have allowed us to position ourselves as a benchmark in the world of decoration.

Our driving force is to offer the ideal ecological solution to commercial and residential projects that require sustainable construction materials and design. Our collections show our passion for transcending the limits of interior design and offering new aesthetic proposals every year, always in line with new trends and the needs of the market. More than two decades of experience with the same goal: to go as far as the imagination takes us.

## ONIX

En ONIX hemos conseguido en tan sólo unos años convertirnos en el mayor fabricante de mosaico vítreo a nivel internacional. Nuestros esfuerzos en innovación, el potencial tecnológico con el que contamos y la mejora continua en los procesos productivos, nos ha permitido posicionarnos como referente en el universo de la decoración.

El motor que nos impulsa es ofrecer la solución ecológica ideal a proyectos comerciales y residenciales que requieran de materiales de construcción sostenibles y de diseño. En nuestras colecciones se hace patente nuestra pasión por trascender los límites del interiorismo y ofrecer cada año nuevas propuestas estéticas, siempre a la altura de las nuevas tendencias y las necesidades del sector. Más de dos décadas de experiencia y siempre el mismo objetivo: ir tan lejos como nos lleve la imaginación.

## ONIX

ONIX a réussi en quelques années à devenir le plus grand fabricant international de mosaïque de verre. Notre engagement envers l'innovation, notre potentiel technologique et l'amélioration continue de nos processus de production nous ont permis de nous positionner comme une référence dans le monde de la décoration.

Notre force motrice est d'offrir la solution écologique idéale aux projets commerciaux et résidentiels qui nécessitent des matériaux de construction et un design durables. Nos collections témoignent de notre passion pour transcender les limites de la décoration intérieure et offrir chaque année de nouvelles propositions esthétiques, toujours en phase avec les nouvelles tendances et les besoins du marché.

Plus de deux décennies d'expérience avec toujours le même objectif: aller aussi loin que l'imagination nous porte.







#### ONIX Environmental Commitment

We are responsible for the legacy of future generations, which is why we maintain a firm commitment to offer a product that is environmentally friendly, healthy and energy efficient in order to reduce the excess of CO2 emissions on the planet.

Our glass mosaic tiles are made from 98% recycled glass, which, in addition to contributing to the circular economy, is an added value to the quality of our products. And, because we are committed to optimizing the use of each and every resource, we use recyclable packaging.

Meanwhile, we have incorporated a number of measures aimed at energy sustainability. For example, we do not use fossil fuels in our production process, and the energy used to drive our operations comes from renewable sources, specifically solar PV energy generated at our own facilities.

#### ONIX Compromiso Medioambiental

Nos sentimos responsables del legado de las futuras generaciones, por ello mantenemos un firme compromiso en ofrecer un producto respetuoso con el medio ambiente.

Nuestras teselas de mosaico vítreo están fabricadas a partir de un 98% de vidrio reciclado, lo que además de promover la economía circular, proporciona un valor añadido a la calidad de nuestro producto. Este compromiso con la optimización de los recursos y su aprovechamiento también lo aplicamos a nuestro embalaje, siendo éste reciclable.

Paralelamente llevamos a cabo medidas orientadas hacia la sostenibilidad energética, entre ellas no emplear combustibles fósiles en el proceso productivo y funcionar con energía basada en fuentes renovables, en concreto con la energía solar fotovoltaica que generamos en nuestras propias instalaciones.

#### ONIX Engagement Environnemental

Nous sommes responsables de l'héritage des générations futures, c'est pourquoi nous maintenons un engagement ferme pour offrir un produit respectueux de l'environnement, sain et économe en énergie afin de réduire l'excès d'émissions de CO2 sur la planète.

Les tesselles de nos mosaïques de verre sont composées à 98 % de verre recyclé, ce qui en plus de favoriser l'économie circulaire, apporte une valeur ajoutée et un plus de qualité à nos produits. Le fait que nos emballages soient recyclables confirme également notre engagement envers l'optimisation et l'utilisation des ressources.

Dans le même temps, nous avons mis en œuvre, un ensemble de mesures ayant pour objectif la durabilité énergétique, notamment en renonçant à l'utilisation de combustibles fossiles dans nos processus de production, au profit d'énergies issues de sources renouvelables, telle que l'énergie solaire photovoltaïque, que nous produisons sur notre propre site.



### Versatility and Efficiency

We design and conceive glass mosaic as a fundamental element for indoor and outdoor decoration, not only because of its aesthetic possibilities, which allow for great customization, decoration and design, but also because of its functional properties.

Its high resistance to humid environments, non-porosity and resistance to thermal shocks, make our product the perfect choice for all types of rooms. In addition to its hygienic and antibacterial properties and its ease of cleaning, which explains the increasing use of this material in all types of projects.

### Versatilidad y Eficiencia

Diseñamos y concebimos el mosaico vítreo como un elemento fundamental en la decoración de interiores y exteriores, no sólo por sus posibilidades estéticas, que nos aportan una gran capacidad de personalización, decoración y diseño; sino también por sus propiedades funcionales.

Su alta resistencia a ambientes húmedos, nula porosidad y resistencia a choques térmicos, convierten a nuestro producto en la opción perfecta para todo tipo de estancias. Además de destacar sus propiedades higiénicas y antibacterianas y su facilidad de limpieza, que justifican el crecimiento en la elección de este material en todo tipo de proyectos.

### Versatilité et Efficacité

Nous dessinons et concevons la mosaïque de verre comme un élément fondamental de la décoration intérieure et extérieure, non seulement en raison de ses possibilités esthétiques, qui permettent une grande capacité de personnalisation, de décoration et de design, mais aussi en raison de ses propriétés fonctionnelles.

Sa grande résistance aux environnements humides, sa non-porosité et sa résistance aux chocs thermiques, font de notre produit le choix idéal pour tous les types de pièces. Sans compter ses propriétés hygiéniques et antibactériennes et sa facilité de nettoyage, ce qui explique l'utilisation croissante de ce matériau dans tous types de projets.












# Symbol

## Product

-  Minimum Order | 1 Module
-  Minimum Order | 1 Box
-  Sales Unit | Square Meters
-  Mosaic Support | Dots
-  Mosaic Support | Mesh
-  New Article
-  Sand Finish
-  Matt Finish
-  Matt-Shiny Finish
-  Shiny Finish
-  Iridescent Finish
-  Luminescent Finish
-  GOLD 24k
-  MOHS 9 / A2 / R9
-  DCOF / C3 / R11

## Packing

-  Packing 1 | Hex XL
-  Packing 2 | Hex
-  Packing 3 | Penta
-  Packing 5 | Square 12x12 | 5 Sheets
-  Packing 6 | Square 12x12 | 10 Sheets
-  Packing 7 | Square 12x18
-  Packing 9 | Penny

# Index

## Information

- 001 Catalogue Concept**
  - 008 Symbol
  - 009 Index
  - 010 How To Use The Catalogue
- 152 Technical Information**
  - 154 Technical Characteristics
  - 158 Suitability Guide
  - 160 Packing List
  - 162 Types of Support
  - 163 Important Advice
  - 164 Tips for Metals & Gold 24k
  - 165 Tips for Coloured Grouting
  - 166 Installation Guide
  - 167 Mosaic Laying Advice
  - 168 Mosaic Laying Advice Shading Blends
  - 169 Sustainability Information

## 170 Alphabetical Index

## 174 Colours Index


## 184 ONIX

## Collections

- 012 Penny**
  - 014 Penny Vanguard Iridis
  - 016 Penny Vanguard
  - 020 Penny Cotto
  - 022 Penny Upscale Marbles
  - 024 Penny Ecostones
  - 026 Penny Normatech
  - 028 Penny Shabby
  - 028 Penny Stoneglass
  - 030 Penny Natureglass
  - 034 Penny Shiny
  - 036 Penny Opalo
- 038 Hex XL**
  - 040 Hex XL Hexagon Blends
  - 042 Hex XL Cotto
  - 044 Hex XL Upscale Marbles
  - 046 Hex XL Ecostones
  - 050 Hex XL Normatech
  - 052 Hex XL Canvas
  - 052 Hex XL Shabby
  - 054 Hex XL Stoneglass
  - 056 Hex XL Natureglass
- 058 Hex**
  - 060 Hex Boreal
  - 060 Hex Opalo
  - 062 Hex Canvas
  - 062 Hex Vintage Blends
  - 064 Hexagon Blends
  - 068 Hex Ecostones
  - 072 Hex Normatech
  - 074 Hex Stoneglass
  - 078 Hex Natureglass
- 080 Penta**
  - 082 Penta Cotto
  - 084 Penta Ecostones
  - 086 Penta Normatech
  - 088 Penta Shabby
- 090 Square**
  - 092 Boreal
  - 094 Stoneglass Blends
  - 096 Stoneglass
  - 098 Natureglass
  - 100 Ecostones
  - 104 Opalo
  - 106 Lisa
- 108 Modular**
  - 110 Hex Patterns
  - 124 Square Patterns
  - 134 Shading Blends
  - 136 Pixel Art
  - 138 Digital Print
  - 140 Artistic Mosaic
- 142 Colour Palette**
  - 144 Mosaic Creator
  - 146 Mosaic Finishes
  - 148 Stoneglass Palette
  - 150 Natureglass Palette







# How to use the catalogue



## Penta Cotto

DCOF  
C3 / III

 *Penta Sileo Matte 2005803   346	 *Penta Yodol Matte 2005849   360	 *Penta Etop Matte 2005845   427
 *Penta Sileo Matte 2005803   346	 Penta Dorado Inita 2005863   437	 *Penta Etop Matte 2005845   427
 *Penta Sileo Matte 2005803   346	 Penta Dorado Inita 2005863   437	 Penta Livio Inita 2005847   427

Tesserae format  
Formato de la tesela  
Format de tesselle

Packing  
Embalaje  
Emballage

Support mosaico  
Soporte mosaico  
Support mosaïque

Sales unit  
Unidad de venta  
Unité de vente

Minimum order  
Pedido mínimo  
Commande minimum

Name of the series  
Nombre de la serie  
Nom de la serie

Code price  
Código venta  
Code prix

Description  
Descripción  
Description

Code article  
Código artículo  
Code article


Product information  
Información producto  
Informations produit

\*For the intended grouting of Matte & Sileo finish products - Check page 163.

PENTA COTTO 85



# Penny









ø 19 mm - 0,74"  
 P9  
 m<sup>2</sup>  
 1

Private Villa | Penny Arrecife Iridis Grey.


# Penny Vanguard Iridis



Penny Arrecife Iridis Grey  
2005297 | 459



Penny Zaira Iridis  
2005856 | 459



Penny Delbin Iridis  
2005853 | 459



Penny Cassian Iridis  
2005857 | 459



Penny Zhoe Iridis  
2005854 | 459









ø 19 mm - 0,74"  
 P9  
 m<sup>2</sup>  
 1


# Penny Vanguard




Penny Forest Blue  
2005158 | 440




Penny Arrecife Emerald  
2005451 | 440




Penny Krabi  
2005453 | 440




Penny Bora  
2005456 | 440




Penny Maui  
2005454 | 440



Penny Savu  
2005455 | 440



Penny Caribu  
2005452 | 440




Penny Lungomare  
2005155 | 427




Private Villa | Penny Nordic Stone.




# Penny Vanguard




Penny Nordic Stone  
2005154 | 427




Penny Dasha  
2005855 | 427




Penny Storm  
2005290 | 427




Penny Saona  
2005156 | 427



Penny Kara Blue  
2005153 | 427



Penny Meru  
2005449 | 440



Penny Print  
2005157 | 440



Penny Kara Beige  
2005159 | 427



\*Penny Sumatra Matte  
2006214 | 440



ø 19 mm - 0,74"  
P9  
m<sup>2</sup>  
1



Private Villa | Penny Kara Beige.







ø 19 mm - 0,74"  
 P9  
 m<sup>2</sup>  
 1

# Penny Cotto



**DCOF**  
 C3 / R11



\*Penny Bittor Matte  
 2005864 | 440




\*Penny Yadel Matte  
 2005863 | 440



\*Penny Carel Matte  
 2005862 | 440



\*Penny Gaia Matte  
 2005860 | 427



\*Penny Livia Matte  
 2005861 | 440



Private Villa | Penny Bittor Matte.

\*Tips for coloured grouting of Matte & Seda finish products | Check page 165.






ø 19 mm - 0,74"  
 P9  
 m<sup>2</sup>  
 1

Private Villa | Penny Arabescato Gold Matte & Penny Sumatra Matte.

# Penny Upscale Marbles

 **DCOF**  
 C3 / R11



\*Penny Beray Matte  
 2006219 | 440



\*Penny Arabescato Gold Matte  
 2006215 | 440



\*Penny Abuhna Matte  
 2006226 | 440



\*Penny Yada Matte  
 2006227 | 440

\*Tips for coloured grouting of Matte & Seda finish products | Check page 165.







ø 19 mm - 0,74"  
 P9  
 m<sup>2</sup>  
 1

# Penny Ecostones


DCOF  
 C3 / R11




\*Penny Grafito Matte  
 2005018 | 427



\*Penny Inverno Grey Matte  
 2005103 | 427



\*Penny Thassos Matte  
 2005443 | 427




\*Penny Fosco Matte  
 2005019 | 427



\*Penny Athena Matte  
 2005444 | 427



\*Penny Calacatta Gold Matte  
 2005020 | 427



\*Penny Calacatta Blue Matte  
 2006220 | 440



\*Penny Venato White Matte  
 2005128 | 427

Private Villa | Penny Thassos Matte.

\*Tips for coloured grouting of Matte & Seda finish products | Check page 165.






ø 19 mm - 0,74"  
 P9  
 m<sup>2</sup>  
 1


Private Villa | Penny Normatech Sand Matte.

# Penny Normatech


**DCOF**  
 C3 / R11




\*Penny Normatech Dark Taupe Matte   
 2006221 | 440




\*Penny Normatech Antracite Matte   
 2006222 | 440



\*Penny Normatech Sand Matte   
 2006224 | 440



\*Penny Normatech Grey Matte   
 2006223 | 440



\*Penny Normatech Ivory Matte   
 2006225 | 440

\*Tips for coloured grouting of Matte & Seda finish products | Check page 165.






ø 19 mm - 0,74"  
 P9  
 m<sup>2</sup>  
 1


Private Villa | Penny Stoneglass Gold.

## Penny Shabby


DCOF  
 C3 / R11



\*Penny Shabby Green Matte  
 2006217 | 440




\*Penny Shabby Terra Matte  
 2006218 | 440



\*Penny Shabby Grey Matte  
 2006216 | 440

## Penny Stoneglass

MOHS 9  
 A2 / R9



Penny Stoneglass Gold  
 2005017 | 440

\*Tips for coloured grouting of Matte & Seda finish products | Check page 165.





ø 19 mm - 0,74"

P9


m<sup>2</sup>

1


Private Villa | Penny Natureglass White Matte.

# Penny Natureglass

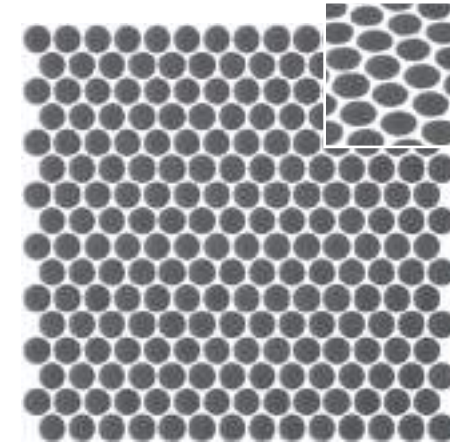
DCOF  
C3 / R11




\*Penny Natureglass Black Matte 2005000 | 371




\*Penny Natureglass Cadet Grey Matte 2005713 | 371



\*Penny Natureglass Dark Grey Matte 2005001 | 371



\*Penny Natureglass Pale Blue Matte 2005007 | 371



\*Penny Natureglass Smooth Grey Matte 2005002 | 371




\*Penny Natureglass White Matte 2005008 | 371

\*Tips for coloured grouting of Matte & Seda finish products | Check page 165.




# Penny Natureglass


DCOF  
C3 / R11




\*Penny Natureglass Moka Matte  
2005003 | 371



\*Penny Natureglass Capri Matte  
2005883 | 371




\*Penny Natureglass Taupe Matte  
2005004 | 371



\*Penny Natureglass Jade Matte  
2005006 | 371



\*Penny Natureglass Bone Matte  
2005005 | 371



\*Penny Natureglass Sage Green Matte  
2005884 | 371

ø 19 mm - 0,74"  
P9  
m<sup>2</sup>  
7




Private Villa | Penny Natureglass Sage Green Matte.






ø 19 mm - 0,74"  
 P9  
 m<sup>2</sup>  
 1


# Penny Shiny




Penny Black Shiny  
2005009 | 371




Penny Taupe Shiny  
2005013 | 371



Penny Dark Grey Shiny  
2005010 | 371



Penny Bone Shiny  
2005714 | 371



Penny Smooth Grey Shiny  
2005011 | 371



Penny White Shiny  
2005014 | 371


Private Villa | Penny Taupe Shiny





ø 19 mm - 0,74"  
 P9  
 m<sup>2</sup>  
 1


# Penny Opalo



Penny Opalo Black  
2005015 | 422



Penny Opalo White  
2005016 | 422



Penny Natureglass Opalo Black  
2005021 | 424




Penny Natureglass Opalo White  
2005022 | 424



Private Villa | Penny Natureglass Opalo White.



# Hex XL








ø 51,6 mm - 2"  
 P1  
 m<sup>2</sup>

Private Villa | Hex XL Fosco Argent.

# Hex XL Hexagon Blends



Hex XL Stoneglass Opalo Black  
2004744 | 440



Hex XL Fosco Argent  
2004577 | 459



Hex XL Copenhague  
2004754 | 470



Hex XL Fossil  
2004576 | 511






ø 51,6 mm - 2"  
 P1  
 m<sup>2</sup>  
 1

# Hex XL Cotto

DCOF  
 C3 / R11



\*Hex XL Bittor Matte  
 2005840 | 470



\*Hex XL Yadel Matte  
 2005839 | 470



\*Hex XL Eloa Matte  
 2005835 | 470



\*Hex XL Carel Matte  
 2005838 | 459




\*Hex XL Danae Matte  
 2005833 | 459



\*Hex XL Eiden Matte  
 2005842 | 459



\*Hex XL Gaia Matte  
 2005834 | 459



\*Hex XL Dara Matte  
 2005841 | 459



\*Hex XL Livia Matte  
 2005837 | 459



Private Villa | Hex XL Yadel Matte.

\*Tips for coloured grouting of Matte & Seda finish products | Check page 165.





Private Villa | Hex XL Abuhna Matte.

ø 51,6 mm - 2"  
 P1  
 m<sup>2</sup>  
 N

# Hex XL Upscale Marbles

DCOF  
 C3 / R11



\*Hex XL Beray Matte  
 2006199 | 459



\*Hex XL Arabescato Gold Matte  
 2006195 | 459



\*Hex XL Abuhna Matte  
 2006212 | 459



\*Hex XL Yada Matte  
 2006206 | 459



\*Hex XL Brescia Matte  
 2006205 | 459

\*Tips for coloured grouting of Matte & Seda finish products | Check page 165.





ø 51,6 mm - 2"  
 P1  
 m<sup>2</sup>  
 1

# Hex XL Ecostones

**DCOF**  
 C3 / R11



\*Hex XL Coimbra Matte  
 2004746 | 470



Hex XL Coimbra Textured  
 2004745 | 470



\*Hex XL Grafito Matte  
 2004574 | 459



Hex XL Denim Copper  
 2004572 | 459



\*Hex XL Glasgow Matte  
 2004752 | 470



\*Hex XL Inverno Grey Matte  
 2004623 | 459

Private Villa | Hex XL Coimbra Matte & Textured.

\*Tips for coloured grouting of Matte & Seda finish products | Check page 165.



# Hex XL Ecostones

DCOF  
C3 / R11



\*Hex XL Fosco Matte  
2004573 | 459



Hex XL Macael Textured  
2004747 | 459



\*Hex XL Calacatta Gold Matte  
2004571 | 459



\*Hex XL Athena Matte  
2005473 | 459



\*Hex XL Venato White Matte  
2004575 | 459



o 51,6 mm - 2"  
P1  
m<sup>2</sup>  
7



Private Villa | Hex XL Calacatta Gold Matte.





ø 51,6 mm - 2"  
 P1  
 m<sup>2</sup>  
 1

Private Villa | Hex XL Normatech Antracite Matte.

# Hex XL Normatech

**DCOF**  
 C3 / R11



\*Hex XL Normatech Dark Taupe Matte   
 2006200 | 459



\*Hex XL Normatech Antracite Matte   
 2006201 | 459



\*Hex XL Normatech Sand Matte   
 2006203 | 459



\*Hex XL Normatech Grey Matte   
 2006202 | 459



\*Hex XL Normatech Ivory Matte   
 2006204 | 459

\*Tips for coloured grouting of Matte & Seda finish products | Check page 165.





ø 51,6 mm - 2"  
 P1  
 m<sup>2</sup>  
 1

Private Villa | Hex XL Nora.

## Hex XL Canvas



Hex XL Nora  
2005480 | 459



Hex XL Lube  
2005479 | 459



Hex XL Ryn  
2005478 | 459

## Hex XL Shabby

**DCOF**  
 C3 / R11



\*Hex XL Shabby Green Matte  
2006197 | 459



\*Hex XL Shabby Terra Matte  
2006198 | 459



\*Hex XL Shabby Grey Matte  
2006196 | 459

\*Tips for coloured grouting of Matte & Seda finish products | Check page 165.





ø 51,6 mm - 2"  
 P1  
 m²  
 1

# Hex XL Stoneglass


MOHS 9  
 A2 / R9



Hex XL Stoneglass Black  
 2004696 | 424



Hex XL Stoneblend Mixed Grey  
 2004699 | 428



Hex XL Stoneglass Light Brun  
 2004698 | 424



Hex XL Stoneblend Soft  
 2004702 | 428



Hex XL Stoneglass Gainsboro  
 2004697 | 424



Hex XL Stoneglass White  
 2004695 | 424

Private Villa | Hex XL Stoneglass Gainsboro.





Private Villa | Hex XL Natureglass White Matte.

- ø 51,6 mm - 2"
- P1
- 
- m<sup>2</sup>
- 

## Hex XL Natureglass

**DCOF**  
C3 / R11



Hex XL Natureglass Black Matte   
2004742 | 400



Hex XL Natureglass White Matte   
2004570 | 390

\*Tips for coloured grouting of Matte & Seda finish products | Check page 165.



# Hex







ø 31,75 mm - 1,25"  
 P2  
 m<sup>2</sup>

Private Villa | Hex Lynx.

## Hex Boreal

GOLD 24K



\*Hex Lynx  
2003869 | 540

## Hex Opalo



Hex Opalo White  
2002904 | 422

\*Precious Metals & Resins | Check page 164.





ø 31,75 mm - 1,25"  
 P2  
 m<sup>2</sup>  
 1

Private Villa | Hex Nora.

## Hex Canvas



Hex Nora  
2005467 | 452



Hex Lube  
2005466 | 452



## Hex Vintage Blends



Hex Emma  
2003268 | 470








ø 31,75 mm - 1,25"  
 P2  
 m<sup>2</sup>  
 1

Residential Cultra, Northern Ireland | Hex Blend Taupe.


# Hexagon Blends




Hex Stoneglass Opalo Black  
2002906 | 424




Hex Blend Black  
2002919 | 427



Hex Stoneglass Opalo Grey  
2002908 | 422



Hex Blend Tan  
2002922 | 452



Hex Blend Taupe  
2002920 | 427



# Hexagon Blends



Hex Blend Cloud  
2002923 | 427



Hex Blend Metal Carrara  
2002941 | 424



Hex Blend Cotton  
2003853 | 459



Hex Blend Fossil  
2003854 | 459



Hex Stoneglass Opalo White  
2002907 | 422



31,75 mm - 1,25"  
 P2  
  
 m<sup>2</sup>



Private Villa | Hex Blend Fossil.






ø 31,75 mm - 1,25"  
 P2  
 m<sup>2</sup>  
 1

# Hex Ecstones

**DCOF**  
 C3 / R11



\*Hex Nero Marquina Matte  
 2003257 | 452



\*Hex Yuma Matte  
 2005459 | 452



\*Hex Silver Matte  
 2003261 | 427



Hex Gray Silver Mix  
 2003265 | 424



Hex Onice Mix  
 2003263 | 424



Hex Zement Grey  
 2003539 | 424



\*Hex Statuario Matte  
 2003246 | 427



\*Hex Venato White Matte  
 2003520 | 427



Private Villa | Hex Venato White Matte.

\*Tips for coloured grouting of Matte & Seda finish products | Check page 165.



# Hex Ecstones

DCOF  
C3 / R11



\*Hex Frisia Silver Matte  
2003536 | 470



\*Hex Ecrú Nocce Mix Matte  
2003266 | 452



Hex Ivory Honed  
2003262 | 424



Hex Umber  
2004285 | 427



\*Hex Fosco Matte  
2004282 | 427



\*Hex Calacatta Gold Matte  
2004287 | 427



\*Hex Calacatta Matte  
2003259 | 427



\*Hex Carrara Matte  
2002924 | 421



ø 31,75 mm - 1,25"  
P2  
m<sup>2</sup>  
7



Private Villa | Hex Calacatta Gold Matte.






ø 31,75 mm - 1,25"  
 P2  
 m<sup>2</sup>  
 1

Private Villa | Hex Normatech Sand Matte.

# Hex Normatech

**DCOF**  
 C3 / R11



\*Hex Normatech Dark Taupe Matte   
 2006207 | 452




\*Hex Normatech Antracite Matte   
 2006208 | 452



\*Hex Normatech Sand Matte   
 2006210 | 452



\*Hex Normatech Grey Matte   
 2006209 | 452



\*Hex Normatech Ivory Matte   
 2006211 | 452

\*Tips for coloured grouting of Matte & Seda finish products | Check page 165.






L'Osteria de IL Duomo, León, México | Hex Stoneglass White & Russet.


- ø 31,75 mm - 1,25"
- P2
- 
- 
- m<sup>2</sup>
- 

# Hex Stoneglass


**MOHS 9**  
A2 / R9




Hex Stoneglass Black  
2002901 | 371




Hex Stoneglass Light Brun  
2003851 | 371



Hex Stoneglass Antracite  
2003852 | 371



Hex Stoneglass Gainsboro  
2003850 | 371



Hex Stoneglass Grey  
2002902 | 371




Hex Stoneglass White  
2002900 | 371



# Hex Stoneglass

 **MOHS 9**  
A2 / R9



Hex Stoneglass Green  
2004290 | 371



Hex Stoneglass Gold  
2004758 | 470



Hex Stoneglass Russet  
2003837 | 440






Hex Stoneglass Ochre  
2004288 | 371



Hex Stoneglass Light Blue  
2004289 | 371



Hex Stoneblend Anchor  
2003861 | 424

 P2  
 m<sup>2</sup>  
 7  
 ø 31,75 mm - 1,25"



Private Villa | Hex Stoneglass Green, Ochre, Light Brun, Gainsboro & White.






Residential Eixample, Barcelona | Hex Natureglass Black & White Matte.

- ø 31,75 mm - 1,25"
- P2
- 
- 
- m<sup>2</sup>
- 

# Hex Natureglass


DCOF  
C3 / R11



\*Hex Natureglass Black Matte   
2002892 | 371



\*Hex Natureglass Smooth Grey Matte   
2002915 | 371



\*Hex Natureglass Grey Matte   
2002894 | 371



\*Hex Natureglass Bone Matte   
2002895 | 371




\*Hex Natureglass White Matte   
2002893 | 371

\*Tips for coloured grouting of Matte & Seda finish products | Check page 165.



# Penta







50x50 mm - 2"x2"  
 P3  
 m<sup>2</sup>  
 [Icon]

Private Villa | Penta Danae Iridis.

# Penta Cotto

DCOF  
 C3 / R11



\*Penta Bittor Matte  
 2006043 | 360



\*Penta Yadel Matte  
 2006042 | 360



\*Penta Eloa Matte  
 2006046 | 427



\*Penta Carel Matte  
 2006041 | 360




Penta Danae Iridis  
 2006039 | 427



\*Penta Eiden Matte  
 2005852 | 360



Penta Gaia Iridis  
 2006040 | 427



Penta Dara Iridis  
 2006044 | 427



Penta Livia Iridis  
 2006048 | 427

\*Tips for coloured grouting of Matte & Seda finish products | Check page 165.







50x50 mm - 2"x2"  
 P3  
 m<sup>2</sup>  
 1

# Penta Ecostones

DCOF  
 C3 / R11



\*Penta Nero Calatorao Matte  
 2006116 | 427



\*Penta New Basalt Matte  
 2006049 | 422



\*Penta New Slate Matte  
 2006091 | 422



\*Penta Onice Matte  
 2006089 | 422



\*Penta Greige Matte  
 2006055 | 422



\*Penta Cream Matte  
 2006090 | 422



\*Penta Venato White Matte  
 2006056 | 422

Private Villa | Penta New Slate Matte.

\*Tips for coloured grouting of Matte & Seda finish products | Check page 165.






Private Villa | Penta Normatech Grey Matte & Penny Shabby Terra Matte.

50x50 mm - 2"x2"  
 P3  
 m<sup>2</sup>  
 1

# Penta Normatech

DCOF  
 C3 / R11




\*Penta Normatech Dark Taupe Matte 2006177 | 360




\*Penta Normatech Antracite Matte 2006178 | 360



\*Penta Normatech Sand Matte 2006180 | 360



\*Penta Normatech Grey Matte 2006179 | 360



\*Penta Normatech Ivory Matte 2006163 | 360

\*Tips for coloured grouting of Matte & Seda finish products | Check page 165.





50x50 mm - 2"x2"  
 P3  
 m<sup>2</sup>  
 1

Private Villa | Penta Shabby Grey Matte

# Penta Shabby

DCOF  
 C3 / R11



\*Penta Shabby Green Matte  
 2006175 | 422



\*Penta Shabby Grey Matte  
 2006161 | 422



\*Penta Shabby Terra Matte  
 2006176 | 422




\*Penta Shabby White Matte  
 2006170 | 427

\*Tips for coloured grouting of Matte & Seda finish products | Check page 165.



# Square







25x25 mm - 1"x1"

P5

m<sup>2</sup>


# Boreal


 **GOLD**  
24K




°Phoenix  
2003816 | 510   



°Draco  
2003817 | 510   



°Nador  
2002794 | 999 



°Agadir  
2003819 | 999 



°Orion  
2003812 | 510   

Private Villa | Phoenix.

\*Precious Metals & Resins | Check page 164.






Nero Newstead Apartment Brisbane | Stoneglass Opalo Negro.

- 25x25 mm - 1"x1"
- P6
- 
- 
- m<sup>2</sup>
- 

## Stoneglass Blends



Stoneglass Opalo Negro  
2000125 | 400



Stoneglass Opalo Blanco  
2000124 | 400







25x25 mm - 1"x1"  
 P6  
 m<sup>2</sup>

# Stoneglass


MOHS 9  
 A2 / R9




Stoneglass 25010  
 2001055 | 330




Stoneglass Gold  
 2004770 | 440



Stoneglass Russet  
 2003833 | 424




Stoneglass 25011  
 2001056 | 330




Stoneglass Gainsboro  
 2004315 | 330




Stoneglass Green  
 2004313 | 330



Stoneglass Light Brun  
 2004316 | 330



Stoneglass 25013  
 2001057 | 330



Stoneglass Ochre  
 2004311 | 330

Private Villa | Stoneglass Light Brun, Green & 25013.






25x25 mm - 1"x1"

P6


m<sup>2</sup>

# Natureglass

DCOF  
C3 / R11




\*Natureglass Black Matte  
2003469 | 330




Natureglass New Argent  
2004542 | 422




Natureglass New Golden  
2004543 | 422




\*Natureglass Grey Matte  
2003471 | 350



\*Natureglass Smooth Grey Matte  
2003470 | 350



\*Natureglass Moka Matte  
2002319 | 360



\*Natureglass White Matte  
2003467 | 330



\*Natureglass Bone Matte  
2003468 | 350

Private Villa | Natureglass White & Black Matte.

\*Tips for coloured grouting of Matte & Seda finish products | Check page 165.






25x25 mm - 1"x1"

P7


m<sup>2</sup>

# Ecostones


DCOF  
C3 / R11




\*Nero Marquina Matte 2006292 | 424




\*New Slate Matte 2006296 | 330



\*New Basalt Matte 2006297 | 330



Zement Grey 2006293 | 390



\*Silver Matte 2006299 | 390

Private Villa | Silver Matte.

\*Tips for coloured grouting of Matte & Seda finish products | Check page 165.



# Ecstones


DCOF  
C3 / R11



\*Ecrú Matte 2006295 | 390




\*Calacatta Matte 2006294 | 390



\*Crema Marfil Matte 2006300 | 380



\*Calacatta Gold Matte 2006132 | 390



\*New Limestone Matte 2006298 | 330



\*Venato White Matte 2006268 | 380

25x25 mm - 1"x1"  
P7  
m<sup>2</sup>  
1



Private Villa | Nero Marquina Matte, Ecrú Matte, Silver Matte & Venato White Matte.







25x25 mm - 1"x1"  
P7  
m<sup>2</sup>  
1

Residencial Costa d'en Blanes | Opalo Negro.

# Opalo



Opalo Negro 2000206 | 425 



Opalo Blanco 2000205 | 422 





25x25 mm - 1"x1"

P7

m<sup>2</sup>

# Lisa



Lisa 25200  
2000049 | 230



Lisa 25100  
2000056 | 230



Lisa 25503  
2000057 | 411



Lisa 25201  
2000047 | 200



Lisa 25101  
2000053 | 200




Lisa 25108  
2002805 | 200



Lisa 25202  
2000048 | 200



Lisa 25103  
2000052 | 200




Lisa 25113  
2003604 | 200

Private Villa | Lisa 25101.



# Modular












  
 ø 31,75 mm - 1,25"

Private Villa | Hex Pattern 6.

# Hex Patterns




\*Hex Pattern 25 2005875 | 530    
 Hex Natureglass Black & White Matte.

Module: 1 Sheet  
 Thickness: 4,6 mm - 0.181"  
 301x174 mm - 11.85"x6.85"  
 0,05 m² - 0.53 sqft




Repeated module.



\*Hex Pattern 1 2003002 | 530    
 Hex Natureglass Black & White Matte.

Module: 1 Sheet  
 Thickness: 4,6 mm - 0.181"  
 301x232 mm - 11.85"x9.13"  
 0,07 m² - 0.75 sqft



Repeated module.

\*Tips for coloured grouting of Matte & Seda finish products | Check page 165.




# Hex Patterns



**\*Hex Pattern 26** 2005876 | 530  
Hex Natureglass Black & White Matte.

Module: 1 Sheet  
Thickness: 4,6 mm - 0.181"  
301x290 mm - 11.85"x11.41"  
0,09 m² - 0.96 sqft



Repeated module.




**Hex Pattern 3** 2003364 | 530  
Hex Stoneglass White, Ochre, Gainsboro & Antracite.




Repeated module. Module: 1 Sheets  
Thickness: 4,6 mm - 0.181"  
301x290 mm - 11.85"x11.41"  
0,09 m² - 0.96 sqft



**\*Hex Pattern 4** 2003365 | 530  
Hex Nero Marquina Matte, Hex Venato White Matte & Hex Silver Matte.




Repeated module. Module: 1 Sheets  
Thickness: 4,6 mm - 0.181"  
301x290 mm - 11.85"x11.41"  
0,09 m² - 0.96 sqft



**\*Hex Pattern 2** 2003363 | 530  
Hex Natureglass Black & White Matte.

Module: 1 Sheet  
Thickness: 4,6 mm - 0.181"  
301x290 mm - 11.85"x11.41"  
0,09 m² - 0.96 sqft



Repeated module.



**Hex Pattern 27** 2005877 | 530  
Hex Stoneglass White, Russet, Ochre, Grey & Black.




Repeated module. Module: 1 Sheets  
Thickness: 4,6 mm - 0.181"  
301x290 mm - 11.85"x11.41"  
0,09 m² - 0.96 sqft



# Hex Patterns

MOD m² ø 31,75 mm - 1,25"



**Hex Pattern 15** 2004337 | 530    
Hex Stoneglass White, Green & Ochre.

Module: 2 Sheets 602x290 mm - 23.70"x11.41"  
Thickness: 4,6 mm - 0.181" 0,175 m² - 1.88 sqft


Repeated module.



**Hex Pattern 14** 2004336 | 530    
Hex Stoneglass White, Light Blue & Maya Blue.

Module: 2 Sheets 452x261 mm - 17.79"x10.27"  
Thickness: 4,6 mm - 0.181" 0,118 m² - 1.27 sqft



Repeated module.



**\*Hex Pattern 28** 2005878 | 530    
Hex Venato White Matte, Hex Silver Matte & Hex Nero Marquina Matte.

Module: 2 Sheets 452x261 mm - 17.79"x10.27"  
Thickness: 4,6 mm - 0.181" 0,118 m² - 1.27 sqft


Repeated module.



**Hex Pattern 29** 2005879 | 530    
Hex Stoneglass White, Light Blue, Maya Blue & Ochre.

Module: 2 Sheets 301x406 mm - 11.85"x15.98"  
Thickness: 4,6 mm - 0.181" 0,12 m² - 1.29 sqft

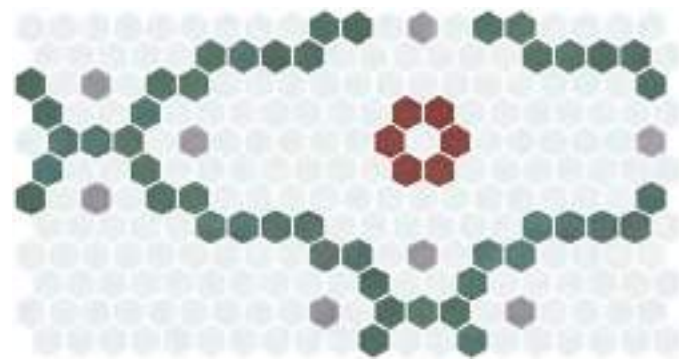
Repeated module.







# Hex Patterns



MOD m<sup>2</sup> ø 31,75 mm - 1,25"





**Hex Pattern 13** 2004335 | 530    
Hex Stoneglass White, Light Brun, Russet & Green.

Module: 2 Sheets 301x580 mm - 11.85"x22.83"  
Thickness: 4,6 mm - 0.181" 0,175 m<sup>2</sup> - 1.88 sqft


Repeated module.





**Hex Pattern 12** 2004334 | 530    
Hex Stoneglass Gainsboro & Antracite.

Module: 2 Sheets 301x522 mm - 11.85"x20.55"  
Thickness: 4,6 mm - 0.181" 0,157 m<sup>2</sup> - 1.68 sqft


Repeated module.



**Hex Pattern 30** 2005880 | 530    
Hex Stoneglass White, Gainsboro, Black, Russet & Ochre.

Module: 2 Sheets 301x522 mm - 11.85"x20.55"  
Thickness: 4,6 mm - 0.181" 0,157 m<sup>2</sup> - 1.68 sqft

Repeated module.



**\*Hex Pattern 31** 2005881 | 530    
Hex Venato White Matte, Hex Silver Matte & Hex Crema Marfil Matte.


Module: 2 Sheets 301x522 mm - 11.85"x20.55"  
Thickness: 4,6 mm - 0.181" 0,157 m<sup>2</sup> - 1.68 sqft

Repeated module.






# Hex Patterns



**\*Hex Pattern 6** 2003367 | 530    
Hex Nero Marquina Matte & Hex Calacatta Matte.

Module: 4 Sheets 602x580 mm - 23.70"x22.83"  
Thickness: 4,6 mm - 0.181" 0,35 m<sup>2</sup> - 3.77 sqft

Repeated module.



**\*Hex Pattern 11** 2003643 | 530    
Hex Nero Marquina Matte, Hex Venato White Matte & Hex Silver Matte.

Module: 4 Sheets 602x580 mm - 23.70"x22.83"  
Thickness: 4,6 mm - 0.181" 0,35 m<sup>2</sup> - 3.77 sqft

Repeated module.



ø 31,75 mm - 1,25"  
  
m<sup>2</sup>  
MOD

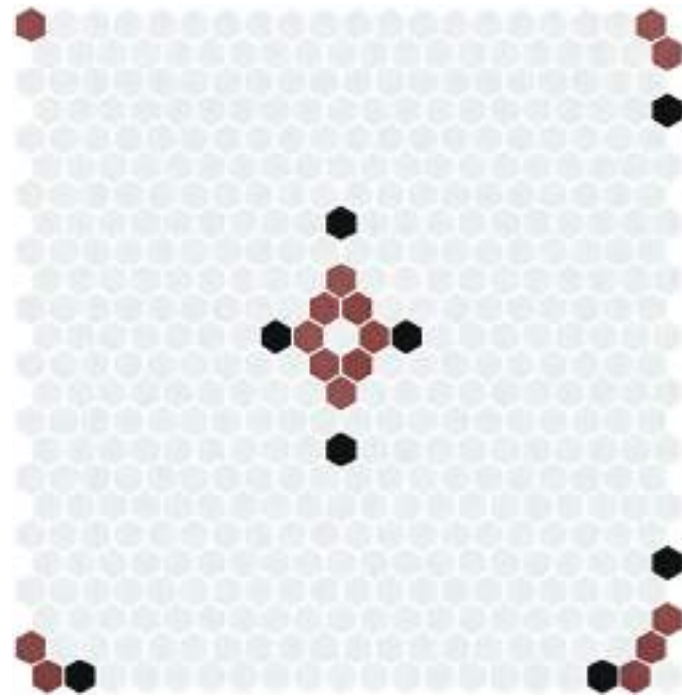




Private Villa | Hex Pattern 11.



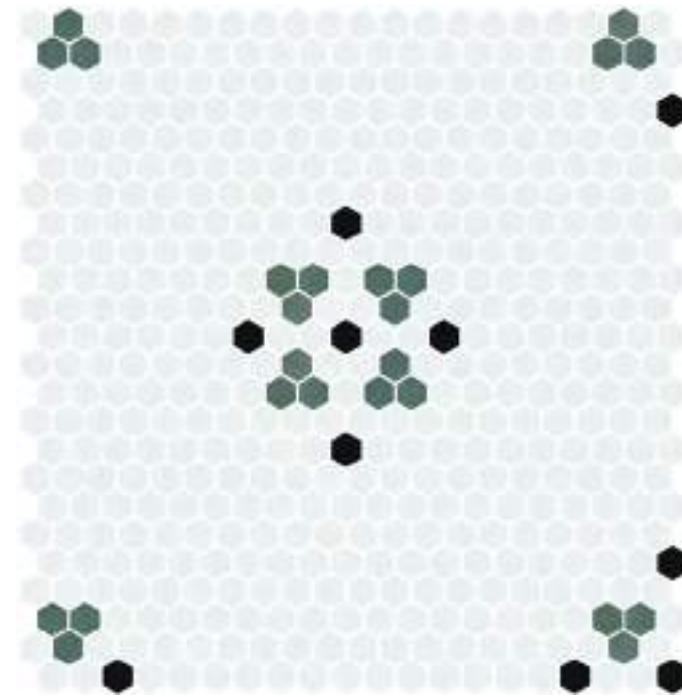
# Hex Patterns



MOD m<sup>2</sup> ø 31,75 mm - 1,25"




**Hex Pattern 18** 2004340 | 530    
Hex Stoneglass White, Black & Russet.

Module: 4 Sheets 602x580 mm - 23.70"x22.83"  
Thickness: 4,6 mm - 0.181" 0,35 m<sup>2</sup> - 3.77 sqft




**Hex Pattern 16** 2004338 | 530    
Hex Stoneglass White, Black & Green.



Module: 4 Sheets 602x580 mm - 23.70"x22.83"  
Thickness: 4,6 mm - 0.181" 0,35 m<sup>2</sup> - 3.77 sqft



**Hex Pattern 20** 2004342 | 530    
Hex Stoneglass White, Russet, Ochre & Green.


Module: 4 Sheets 602x580 mm - 23.70"x22.83"  
Thickness: 4,6 mm - 0.181" 0,35 m<sup>2</sup> - 3.77 sqft




**Hex Pattern 21** 2004343 | 530    
Hex Stoneglass White, Black, Gainsboro, Light Brun, Green & Ochre.

Module: 4 Sheets 602x580 mm - 23.70"x22.83"  
Thickness: 4,6 mm - 0.181" 0,35 m<sup>2</sup> - 3.77 sqft


Repeated module.




Repeated module.



Repeated module.




Repeated module.





# Hex Patterns

MOD m² ø 31,75 mm - 1,25"





**Hex Pattern 23**  
Hex Stoneglass White, Gainsboro & Grey.

2004345 | 530  

Module: 8 Sheets      602x1044 mm - 23.70"x41.10"  
Thickness: 4,6 mm - 0.181"      0,626 m² - 6.74 sqft

Repeated module.



**\*Hex Pattern 32**  
Hex Venato White Matte & Hex Silver Matte.

2005882 | 530  

Module: 8 Sheets      602x1044 mm - 23.70"x41.10"  
Thickness: 4,6 mm - 0.181"      0,626 m² - 6.74 sqft

Repeated module.








25x25 mm - 1"x1"



m<sup>2</sup>




## Squares Patterns




\*Squares Pattern 1  
2003357 | 473

Nero Marquina Matte & Venato  
White Matte.

Module: 1 Sheet  
Thickness: 4,5 mm - 0.177"  
259x259 mm - 10.19"x10.19"  
0,07 m<sup>2</sup> - 0.75 sqft




Repeated module.



\*Squares Pattern 10  
2004348 | 473

Stoneglass 25013, 25010 & Natureglass  
Smooth Grey.

Module: 1 Sheet  
Thickness: 4,5 mm - 0.177"  
311x311 mm - 12.24"x12.24"  
0,10 m<sup>2</sup> - 1.07 sqft




Repeated module.

Private Villa | Squares Pattern 19.

\*Tips for coloured grouting of Matte & Seda finish products | Check page 165.




# Squares Patterns




\*Squares Pattern 20  
2005867 | 473

Natureglass Black & White Matte.

Module: 1 Sheet  
Thickness: 4,5 mm - 0.177"  
311x311 mm - 12.24"x12.24"  
0,10 m<sup>2</sup> - 1.07 sqft




Repeated module.




\*Squares Pattern 4  
2003361 | 473

Natureglass Grey & White Matte.

Module: 1 Sheet  
Thickness: 4,5 mm - 0.177"  
311x311 mm - 12.24"x12.24"  
0,10 m<sup>2</sup> - 1.07 sqft




Repeated module.



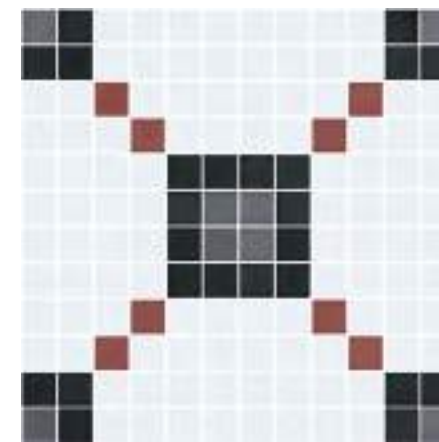
\*Squares Pattern 3  
2003360 | 473

New Basalt Matte & Stoneglass 25013.

Module: 1 Sheet  
Thickness: 4,5 mm - 0.177"  
311x311 mm - 12.24"x12.24"  
0,10 m<sup>2</sup> - 1.07 sqft



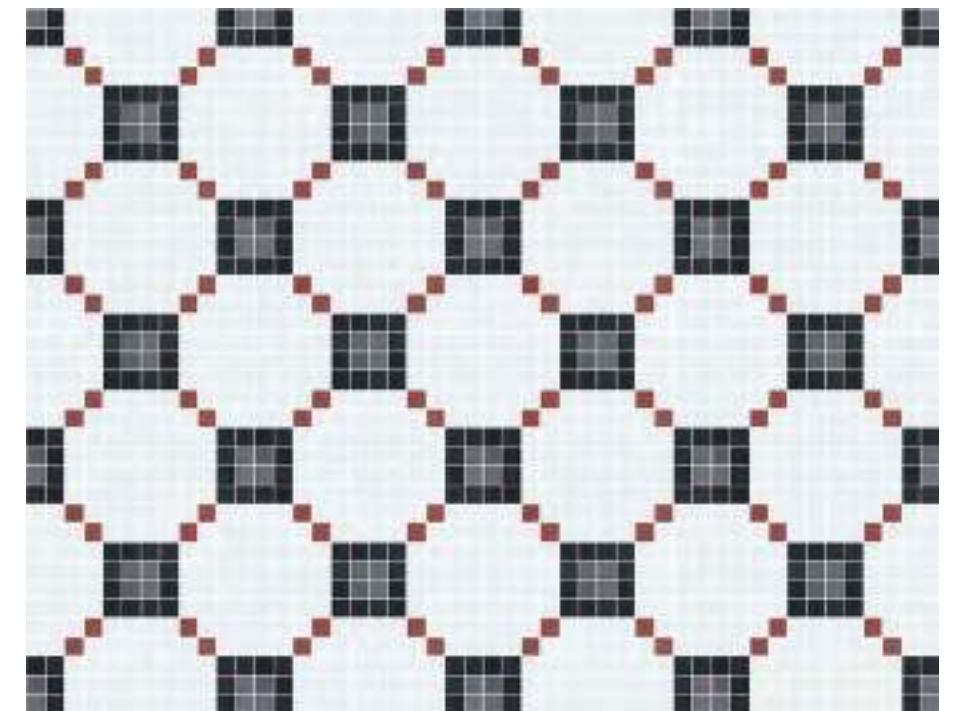
Repeated module.



Squares Pattern 21  
2005868 | 473

Stoneglass 25013, 25010, 25011 & Russet.

Module: 1 Sheet  
Thickness: 4,5 mm - 0.177"  
311x311 mm - 12.24"x12.24"  
0,10 m<sup>2</sup> - 1.07 sqft






Repeated module.




# Squares Patterns



MOD m<sup>2</sup> 25x25 mm - 1"x1"




**Squares Pattern 15** 2004353 | 473    
Stoneglass 25013, 25010 & Green.



Module: 4 Sheets 622x622 mm - 24.48"x24.48"  
Thickness: 4,5 mm - 0.177" 0,39 m<sup>2</sup> - 4.19 sqft




**Squares Pattern 16** 2004354 | 473    
Stoneglass 25013, Light Brun & Russet.

Module: 4 Sheets 622x622 mm - 24.48"x24.48"  
Thickness: 4,5 mm - 0.177" 0,39 m<sup>2</sup> - 4.19 sqft



**Squares Pattern 22** 2005869 | 473    
Stoneglass 25013, Light Brun & Green.


Module: 4 Sheets 622x622 mm - 24.48"x24.48"  
Thickness: 4,5 mm - 0.177" 0,39 m<sup>2</sup> - 4.19 sqft



**Squares Pattern 23** 2005870 | 473    
Stoneglass 25013 & 25010.

Module: 4 Sheets 622x622 mm - 24.48"x24.48"  
Thickness: 4,5 mm - 0.177" 0,39 m<sup>2</sup> - 4.19 sqft


Repeated module.




Repeated module.



Repeated module.



Random module repetition.





# Squares Patterns



MOD m<sup>2</sup> 25x25 mm - 1"x1"




**\*Squares Pattern 24** 2005871 | 473    
Nero Marquina Matte, Venato White Matte, Crema Marfil Matte.

Module: 4 Sheets 622x622 mm - 24.48"x24.48"  
Thickness: 4,5 mm - 0.177" 0,39 m<sup>2</sup> - 4.19 sqft



Repeated module 45°.



**\*Squares Pattern 25** 2005872 | 473    
Natureglass White, Bone, Smooth Grey, Grey, Dark Grey & Black Matte.

Module: 1 Sheets 311x311 mm - 12.24"x12.24"  
Thickness: 4,5 mm - 0.177" 0,39 m<sup>2</sup> - 4.19 sqft


Repeated module 45°.



**Squares Pattern 26** 2005873 | 473    
Stoneglass 25013 & 25010.

Module: 4 Sheets 622x622 mm - 24.48"x24.48"  
Thickness: 4,5 mm - 0.177" 0,39 m<sup>2</sup> - 4.19 sqft

Repeated module 45°.



**Squares Pattern 27** 2005874 | 473    
Stoneglass 25013 & Light Brun.


Module: 4 Sheets 622x622 mm - 24.48"x24.48"  
Thickness: 4,5 mm - 0.177" 0,39 m<sup>2</sup> - 4.19 sqft

Repeated module 45°.






# Squares Patterns



**\*Squares Pattern 19** 2004624 | 473    
Venato White Matte & Nero Marquina Matte.

Module: 4 Sheets 622x622 mm - 24.48"x24.48"  
Thickness: 4,5 mm - 0.177" 0,39 m<sup>2</sup> - 4.19 sqft

Repeated module.



**\*Squares Pattern 12** 2004350 | 473    
Venato White Matte, Nero Marquina Matte, Silver Matte & Ecru Matte.

Module: 4 Sheets 622x622 mm - 24.48"x24.48"  
Thickness: 4,5 mm - 0.177" 0,39 m<sup>2</sup> - 4.19 sqft

Repeated module.



**\*Squares Pattern 18** 2004356 | 473    
Venato White Matte, Nero Marquina Matte, Silver Matte & Stoneglass Ochre.

Module: 9 Sheets 933x933 mm - 36.73"x36.73"  
Thickness: 4,5 mm - 0.177" 0,87 m<sup>2</sup> - 9.36 sqft

Repeated module.



**Squares Pattern 8** 2003649 | 473   
Venato White Matte, Ecru Matte & Ivory Honed.

Module: 4 Sheets 622x622 mm - 24.48"x24.48"  
Thickness: 4,5 mm - 0.177" 0,39 m<sup>2</sup> - 4.19 sqft

Repeated module.





# Shading Blends

This type of decoration, based on a smooth transition between tones, is an ideal way to express yourself through color and to add beauty to any type of space.

Achieve a unique and customized visual effect with color gradients.

The ONIX Mosaic Creator web application allows you to create custom-made gradients: simply choose from our various series the colors, textures and finishes that best suit your project.

Find all the information you need regarding technical characteristics and tile-laying method on page 166 - Mosaic laying advice shading blends.

Este tipo de decoración, basada en una suave transición entre tonalidades, es una forma ideal de expresarse mediante el color y embellecer cualquier tipo de espacio.

Consigue un efecto visual único y personalizado mediante los degradados de color.

La aplicación web Mosaic Creator de ONIX permite confeccionar degradados a medida, escogiendo entre nuestras diferentes series los colores, texturas y acabados que mejor se ajusten a tu proyecto.

Descubre toda la información referente a sus características técnicas y modo de colocación en la página 166 - Mosaic laying advice shading blends.

Ce type de décoration, fondée sur une douce transition entre tonalités, est la manière idéale de s'exprimer à travers la couleur et d'embellir toute sorte d'espace.

Obtenez un effet visuel unique et personnalisé à travers les dégradés de couleur.

L'application web Mosaic Creator d'ONIX permet de confectionner des dégradés sur mesure, en choisissant parmi nos différentes séries, les couleurs, les textures et les finitions s'adaptant le mieux à votre projet.

Découvrez toute l'information en rapport avec ses caractéristiques techniques et mode de pose à la page 166 - Mosaic laying advice shading blends.



Natureglass. C3 / R11



Stoneglass. Mohs 9



Ecostones. C3 / R11

Private Villa | Custom Shading Blend.





# Pixel Art

At ONIX, we capture your images and designs on glass mosaic by converting each pixel into a tile and creating highly attractive customized compositions that will make your space original and unique.

- Tell us all about the concept or motif you wish to reproduce; you can send us an image as reference or send us your own design, with as much definition as possible.
- Select the materials that will make up the space to be decorated. We make it possible for you to choose between multiple colors, finishes, and mosaic textures: smooth, metallic, luminescent, etc.
- Tell us the dimensions of the space to be decorated; please keep in mind that the larger the space, the greater the detail you can achieve.
- And that's it. Our design team will then have all the information they need to be able to send you a simulation of your project.

En ONIX plasmamos tus imágenes o diseños en mosaico vítreo convirtiendo cada píxel en una tesela, creando composiciones personalizadas de gran atractivo que harán de tu espacio un lugar único.

- Explicanos bien la idea o motivo a reproducir; puedes hacernos llegar una imagen de referencia o enviarnos tu propio diseño, con la máxima definición posible.
- Elige los materiales que van a componer el decorado. Te ofrecemos la posibilidad de escoger entre múltiples colores, acabados y texturas de mosaico: lisos, metalizados, luminescentes, etc.
- Indicanos las dimensiones del decorado; para conseguir mayor detalle, las dimensiones del decorado también han de ser de mayor tamaño.
- Con esto, el equipo de diseño tendrá la información necesaria para poder hacerte llegar una simulación de tu proyecto.

Chez ONIX, nous reproduisons vos images ou vos conceptions en mosaïque de verre, transformant chaque pixel en tesselles, créant ainsi des compositions personnalisées très attrayantes qui rendront votre espace unique.

- Expliquez-nous l'idée ou le motif à reproduire; vous pouvez nous envoyer une image de référence ou votre propre conception, avec la plus haute définition possible.
- Choisissez les matériaux qui composeront le décor. Nous vous offrons la possibilité de choisir entre de multiples couleurs, finitions et textures de mosaïque : lisse, métallique, luminescente, etc.
- Veuillez nous indiquer les dimensions de l'ensemble. Pour obtenir plus de détails, les dimensions de l'ensemble doivent également être plus grandes.
- L'équipe de conception disposera ainsi des informations nécessaires pour pouvoir vous envoyer une simulation de votre projet.



Felipe Pantone, Chromadynamica | Pixel Art.



# Digital Print

With the ONIX digital printing system, we can reproduce any image or vector file onto glass mosaic. Achieve spectacular results thanks to the high resolution and precise use of color this technique employs.

- Select the base material.
- Tell us the dimensions of the decoration.
- Send us the image you wish to reproduce. For best results, we recommend that the file be in JPEG or TIFF format with a resolution of 300 dpi for digital images, or in EPS or Ai for vector files.
- If the image does not have the appropriate resolution or measurements, ONIX will propose a similar image as an alternative.
- This is all the information our design team needs to be able to send you a simulation of your project.

Mediante el sistema de impresión digital de ONIX logramos reproducir cualquier imagen o archivo vectorial sobre mosaico vítreo. Consigue un resultado espectacular gracias a la gran resolución y cromatismo que esta técnica ofrece.

- Elige el material base.
- Indicanos las dimensiones del decorado.
- Envíanos la imagen que deseas reproducir. Para conseguir mejores resultados, recomendamos que el archivo esté en formato JPEG o TIFF con una resolución de 300 ppp si se trata de una imagen digital o en EPS o Ai si se trata de un archivo vectorial.
- Si la imagen no tiene la resolución o medidas adecuadas, ONIX propondrá una imagen alternativa similar.
- Con todo esto, el equipo de diseño tendrá la información necesaria para poder hacerle llegar una simulación de tu proyecto.

Grâce au système d'impression numérique ONIX, nous pouvons reproduire n'importe quelle image ou fichier vectoriel sur de la mosaïque de verre. Il permet d'obtenir un résultat spectaculaire grâce à la grande résolution et au chromatisme de cette technique.

- Choisissez le matériau de base.
- Indiquez-nous les dimensions de l'ensemble.
- Envoyez-nous l'image que vous souhaitez reproduire. Pour un résultat optimal, nous recommandons que le fichier soit au format JPEG ou TIFF avec une résolution de 300 dpi s'il s'agit d'une image numérique, ou au format EPS ou Ai s'il s'agit d'un fichier vectoriel.
- Si l'image n'a pas la résolution ou les dimensions appropriées, ONIX proposera une image alternative similaire.
- L'équipe de conception disposera ainsi des informations nécessaires pour pouvoir vous envoyer une simulation de votre projet.



Earp Distilling Co. | Digital Print.





# Artistic Mosaic

A craft technique of the master mosaicists. Hand-cut tiles for highly detailed decors.

Una técnica artesanal de los maestros mosaiqueros. Fichas cortadas que crean decorados con increíble detalle.

Une technique artisanale des maîtres mosaïstes. Des tesselles taillées à la main pour des décors très minutieux.

## Process

- Email us a detailed description of your idea with a reference image.
- Submit your own design if you have it.
- Send the space's dimensions.

## Proceso

- Envíanos una descripción detallada de la idea con una imagen de referencia.
- Envíanos tu propio diseño.
- Dínos el tamaño del decorado.

## Processus

- Envoyez une description détaillée de votre idée avec une image de référence.
- Envoyez votre propre design.
- Envoyez les dimensions de l'espace.

## Specifications

- Detailed information.
- Reference image with a good definition of lines and colors.
- Vector file in EPS or AI format.

## Requisitos

- Información detallada.
- Imagen de referencia con una mínima definición en líneas y colores.
- Diseño archivo vectorial EPS o AI.

## Conditions

- Informations détaillées.
- Image de référence avec une bonne définition des lignes et des couleurs.
- Format de fichier vectoriel EPS ou AI.

## Note

- The more detail is required, the bigger the decor should be.

## Consideraciones

- Cuanto más detalle se requiera, más grande debe ser el decorado

## Remarque

- Plus le détail est important, plus le décor doit être grand.




Special Order

Onix Mosaico Showroom | Artistic Mosaic.





# Colour Palette





# Mosaic Creator

[mosaiccreator.onixmosaico.com](http://mosaiccreator.onixmosaico.com)

Choose from over 50 different designs in Square, Hex and Penta formats. Customize each one with our Mosaic Creator web app.

Have you ever thought of creating a custom design? Mosaic Creator makes it possible. This ONIX web application to design floors and walls makes it possible for you to customize your designs and personalize patterns from our extensive catalogue.

Mosaic Creator provides all the colors and finishes of mosaics. Endless possibilities to create a custom design. Forget about conventional interior and commercial designs that do not reflect your personality thanks to this ONIX web application that brings your personal character to the rooms.

Elije entre más de 50 diseños diferentes en formato Square, Hex y Penta. Personaliza cada uno de ellos con nuestra aplicación web Mosaic Creator.

¿Alguna vez has pensado en poder crear un diseño a medida y totalmente personalizado? Con Mosaic Creator es posible. Esta aplicación web para diseñar suelos y paredes de ONIX te permite customizar tus diseños y personalizar patterns de nuestro amplio catálogo.

Mosaic Creator pone a tu disposición todas sus opciones de colores y acabados de mosaicos. Un sinfín de posibilidades para crear un diseño a tu medida. Aléjate del interiorismo más estándar y de los diseños comerciales que no reflejan tu personalidad gracias a esta aplicación web de ONIX, transmite tu carácter personal a los espacios.

Choisissez parmi plus de 50 propositions différentes entre nos formats: Square, Hex et Penta. Personnalisez chacune d'entre elles avec notre application web Mosaic Creator.

Avez-vous déjà pensé à créer un design personnalisé? Mosaic Creator le rend possible. Cette application web d'ONIX pour le design des sols et des murs vous permet de personnaliser vos créations et de personnaliser les Patterns de notre vaste catalogue.

Mosaic Creator propose toutes les couleurs et les finitions des mosaïques. Des possibilités infinies pour créer un design personnalisé. Oubliez les designs conventionnels d'intérieur et commerciaux qui ne reflètent pas votre personnalité grâce à cette application web d'ONIX qui donnent un style personnel aux espaces.



Shading Blends.



Special Mix.



Pattern.



Private Villa | Squares Pattern 12.



# Mosaic Finishes

Tesserae from each range hold different colours and technical specs. You can mix them and create as many combinations as you wish.

## Natureglass.

The mosaic of great technical perfection. Tesserae with a defined cut and a neat matte finish. The base is coloured in a great variety of hues and shades: white, black, grey, silver, gold...

El mosaico de mayor perfección técnica. Teselas todo masa con corte totalmente definido y un pulcro acabado mate. La base está coloreada en una gran variedad de tonos y matices: blanco, negro, grises, plata, dorado...

La mosaïque la plus aboutie techniquement. Des tesselles avec une coupe entièrement définie et une finition mate soignée. La base est colorée dans une grande variété de tonalités et de nuances: blanc, noir, gris, argent, or...



Natureglass. C3 / R11

Cada tipología de tesela tiene unos acabados, colores y especificaciones técnicas. Puedes mezclarlas entre sí y crear tantas combinaciones como sean necesarias.

## Stoneglass.

ONIX's highest technical spec range that stands out for its high wear resistance. Classed Mohs 9 (almost as hard as diamond mosaic) it's especially suitable for commercial flooring.

La serie más técnica de ONIX. Una proeza de producción que destaca por su alta resistencia al desgaste. Catalogado como Mohs 9, es casi tan duro como el diamante, este mosaico está especialmente indicado para pavimentos comerciales.

La série la plus technique d'ONIX. Un exploit de production qui se distingue par une haute résistance à l'usure. Classé Mohs 9, elle est presque aussi dure que le diamant, particulièrement adaptée aux zones de grand passage.



Stoneglass. Mohs 9


Chaque tesselle a des finitions, des couleurs et des qualités techniques différentes. Vous pouvez les mélanger et créer autant de combinaisons que vous le souhaitez.

## Ecostones.

Elegant marble and stone textures cover each mosaic. Endless possibilities of combination for decorating environments. A grain that recalls the marble fineness and recreates stone, taking us to its natural origin.

Elegantes texturas con mármoles y piedras recubren cada mosaico. Posibilidades infinitas de combinación para ambientes de decoración. Un veteado que recuerda la finura del mármol y recrea con realismo las piedras trasladándonos a su origen natural.

Des textures élégantes en marbre et en pierre couvrent chaque mosaïque. Les possibilités de combinaison sont infinies pour les environnements de décoration. Un grain qui évoque la finesse du marbre et recrée d'une façon réelle les pierres en nous amenant à son origine naturelle.




Ecostones. C3 / R11




Private Villa | Special Mix.




# Stoneglass Palette




Stoneglass Black




Stoneglass Light Brun




Stoneglass Russet



Stoneglass Dark Green




Stoneglass Capri




Stoneglass Navy Blue




Stoneglass Antracite




Stoneglass Taupe




Stoneglass Vanilla




Stoneglass Green





Stoneglass Alice Blue




Stoneglass Cadet Grey




Stoneglass Nobel Grey




Stoneglass Cream




Stoneglass Ochre




Stoneglass Pale Green




Stoneglass Artic Blue




Stoneglass Light Grey Matte




Stoneglass Almond



Stoneglass Ginger




Stoneglass Sage Green




Stoneglass Maya Blue




Stoneglass Gainsboro




Stoneglass Hazel



Stoneglass Moss Green




Stoneglass White




Stoneglass Gold




# Natureglass Palette




Natureglass Black Matte




Natureglass Light Brun Matte




Natureglass Russet Matte




Natureglass Dark Green Matte




Natureglass Capri Matte




Natureglass Navy Blue Matte




Natureglass Antracite Matte




Natureglass Taupe Matte




Natureglass Vanilla Matte




Natureglass Green Matte



Natureglass Alice Blue Matte




Natureglass Cadet Grey Matte




Natureglass Nobel Grey Matte




Natureglass Cream Matte




Natureglass Ochre Matte




Natureglass Pale Green Matte




Natureglass Artic Blue Matte




Natureglass Light Grey Matte




Natureglass Almond Matte



Natureglass Ginger Matte




Natureglass Sage Green Matte




Natureglass Maya Blue Matte



Natureglass Gainsboro Matte



Natureglass Hazel Matte




Natureglass Moss Green Matte



Natureglass White Matte



# Technical Information





# Technical Characteristics

Format.	Series.	Test UNE-EN-ISO 10545-3	Test UNE-EN-ISO 101-92=101	Test UNE-EN-ISO 10545-9	Test UNE-EN-ISO 10545-12	Test UNE-EN-ISO 10545-13:1998 Resistance to chemical attack.	
		Water Absorption.	Surface hardness. Mohs.	Resistance to thermal shocks.	Frost Resistance.	Domestic Products.	Pool water additives.
Penny	Penny Vanguard Iridis	None	4	Resistant	Resistant	GA	GA
	Penny Vanguard	None	4	Resistant	Resistant	GA	GA
	Penny Cotto	None	5	Resistant	Resistant	GA	GA
	Penny Upscale Marbles	None	5	Resistant	Resistant	GA	GA
	Penny Ecostones	None	5	Resistant	Resistant	GA	GA
	Penny Normatech	None	5	Resistant	Resistant	GA	GA
	Penny Shabby	None	5	Resistant	Resistant	GA	GA
	Penny Stoneglass	None	9	Resistant	Resistant	GA	GA
	Penny Natureglass	None	5	Resistant	Resistant	GA	GA
	Penny Shiny	None	4	Resistant	Resistant	GA	GA
	Penny Opalo	None	4	Resistant	Resistant	GA	GA
Hex XL	Hex XL Hexagon Blends	None	4	Resistant	Resistant	GA	GA
	Hex XL Cotto	None	5	Resistant	Resistant	GA	GA
	Hex XL Upscale Marbles	None	5	Resistant	Resistant	GA	GA
	Hex XL Ecostones	None	4	Resistant	Resistant	GA	GA
	Hex XL Ecostones - Matte Prod.	None	5	Resistant	Resistant	GA	GA
	Hex XL Normatech	None	5	Resistant	Resistant	GA	GA
	Hex XL Canvas	None	4	Resistant	Resistant	GA	GA
	Hex XL Shabby	None	5	Resistant	Resistant	GA	GA
	Hex XL Stoneglass	None	9	Resistant	Resistant	GA	GA
	Hex XL Natureglass	None	5	Resistant	Resistant	GA	GA
Hex	Hex Boreal	None	4	Resistant	Resistant	GA	
	Hex Opalo	None	4	Resistant	Resistant	GA	GA

Test UNE-EN-ISO 10545-13:1998 Resistance to chemical attack.		Test UNE-EN-ISO 10545-14	Test UNE-EN-ISO 10545-11=1997	DIN 51094	DCOF	DIN 51130:2004	DIN 51097	Test UNE-ENV 12633:2003 (CTE)
Low acid and alkalins.	High acid and alkalins.	Resistance to staining.	Cracking.	Colour Stability on exposure to light and UV rays.	Wet Dynamic Coefficient of Friction ANSI A 137.1 Standard.	SLIP Resistance wearing shoes.	SLIP Resistance in bare feet.	Anti skid coefficient, suitable for outdoor use and swimming pools.
GLA	GHA	Class 5	Resistant	Resistant				
GLA	GHA	Class 5	Resistant	Resistant				
GLA	GHA	Class 5	Resistant	Resistant	≥ 0,42	R11	Class C	Class 3
GLA	GHA	Class 5	Resistant	Resistant	≥ 0,42	R11	Class C	Class 3
GLA	GHA	Class 5	Resistant	Resistant	≥ 0,42	R11	Class C	Class 3
GLA	GHA	Class 5	Resistant	Resistant	≥ 0,42	R11	Class C	Class 3
GLA	GHA	Class 5	Resistant	Resistant	≥ 0,42	R11	Class C	Class 3
GLA	GHA	Class 5	Resistant	Resistant	≥ 0,42	R9	Class A	Class 2
GLA	GHA	Class 5	Resistant	Resistant	≥ 0,42	R11	Class C	Class 3
GLA	GHA	Class 5	Resistant	Resistant				
GLA	GHA	Class 5	Resistant	Resistant				
GLA	GHA	Class 5	Resistant	Resistant	≥ 0,42	R11	Class C	Class 3
GLA	GHA	Class 5	Resistant	Resistant	≥ 0,60	R11	Class C	Class 3
GLA	GHA	Class 5	Resistant	Resistant	≥ 0,60	R11	Class C	Class 3
GLA	GHA	Class 5	Resistant	Resistant				
GLA	GHA	Class 5	Resistant	Resistant	≥ 0,60	R11	Class C	Class 3
GLA	GHA	Class 5	Resistant	Resistant	≥ 0,42	R9	Class A	Class 2
GLA	GHA	Class 5	Resistant	Resistant	≥ 0,42	R11	Class C	Class 3
GLA	GHA	Class 5	Resistant	Resistant				
GLA	GHA	Class 5	Resistant	Resistant				



# Technical Characteristics

Format.	Series.	Test UNE-EN-ISO 10545-3	Test UNE-EN-ISO 101-92=101	Test UNE-EN-ISO 10545-9	Test UNE-EN-ISO 10545-12	Test UNE-EN-ISO 10545-13:1998 Resistance to chemical attack.	
		Water Absorption.	Surface hardness. Mohs.	Resistance to thermal shocks.	Frost Resistance.	Domestic Products.	Pool water additives.
Hex	Hex Canvas	None	4	Resistant	Resistant	GA	GA
	Hex Vintage Blends	None	4	Resistant	Resistant	GA	GA
	Hexagon Blends	None	4	Resistant	Resistant	GA	GA
	Hex Ecostones	None	4	Resistant	Resistant	GA	GA
	Hex Ecostones - Matte Prod.	None	5	Resistant	Resistant	GA	GA
	Hex Normatech	None	5	Resistant	Resistant	GA	GA
	Hex Stoneglass	None	9	Resistant	Resistant	GA	GA
	Hex Natureglass	None	5	Resistant	Resistant	GA	GA
Penta	Penta Cotto	None	5	Resistant	Resistant	GA	GA
	Penta Ecostones	None	5	Resistant	Resistant	GA	GA
	Penta Normatech	None	5	Resistant	Resistant	GA	GA
	Penta Shabby	None	5	Resistant	Resistant	GA	GA
Square	Boreal	None	4	Resistant	Resistant	GA	*
	Stoneglass Blends	None	4	Resistant	Resistant	GA	GA
	Stoneglass	None	9	Resistant	Resistant	GA	GA
	Natureglass	None	4	Resistant	Resistant	GA	GA
	Natureglass - Matte Prod.	None	5	Resistant	Resistant	GA	GA
	Ecostones	None	4	Resistant	Resistant	GA	GA
	Ecostones - Matte Prod.	None	5	Resistant	Resistant	GA	GA
	Opalo	None	4	Resistant	Resistant	GA	GA
	Lisa	None	4	Resistant	Resistant	GA	GA

Test UNE-EN-ISO 10545-13:1998 Resistance to chemical attack.		Test UNE-EN-ISO 10545-14	Test UNE-EN-ISO 10545-11=1997	DIN 51094	DCOF	DIN 51130:2004	DIN 51097	Test UNE-ENV 12633:2003 (CTE)
Low acid and alkalins.	High acid and alkalins.	Resistance to staining.	Cracking.	Colour Stability on exposure to light and UV rays.	Wet Dynamic Coefficient of Friction ANSI A 137.1 Standard.	SLIP Resistance wearing shoes.	SLIP Resistance in bare feet.	Anti skid coefficient, suitable for outdoor use and swimming pools.
GLA	GHA	Class 5	Resistant	Resistant				
GLA	GHA	Class 5	Resistant	Resistant				
GLA	GHA	Class 5	Resistant	Resistant				
GLA	GHA	Class 5	Resistant	Resistant				
GLA	GHA	Class 5	Resistant	Resistant	≥ 0,60	R11	Class C	Class 3
GLA	GHA	Class 5	Resistant	Resistant	≥ 0,60	R11	Class C	Class 3
GLA	GHA	Class 5	Resistant	Resistant	≥ 0,42	R9	Class A	Class 2
GLA	GHA	Class 5	Resistant	Resistant	≥ 0,42	R11	Class C	Class 3
GLA	GHA	Class 5	Resistant	Resistant	≥ 0,42	R11	Class C	Class 3
GLA	GHA	Class 5	Resistant	Resistant	≥ 0,60	R11	Class C	Class 3
GLA	GHA	Class 5	Resistant	Resistant	≥ 0,60	R11	Class C	Class 3
* Nador		Class 5	Resistant	Resistant				
GLA	GHA	Class 5	Resistant	Resistant				
GLA	GHA	Class 5	Resistant	Resistant	≥ 0,42	R9	Class A	Class 2
GLA	GHA	Class 5	Resistant	Resistant				
GLA	GHA	Class 5	Resistant	Resistant	≥ 0,42	R11	Class C	Class 3
GLA	GHA	Class 5	Resistant	Resistant				
GLA	GHA	Class 5	Resistant	Resistant	≥ 0,60	R11	Class C	Class 3
GLA	GHA	Class 5	Resistant	Resistant				
GLA	GHA	Class 5	Resistant	Resistant				



# Suitability Guide

Format	Series	References	Wall	Floor	Wet Areas	Pools	Materials
Penny	Penny Vanguard Iridis	All Products	Int / Ext	No	Yes	Yes	Glass
	Penny Vanguard	Iridis Products	Int / Ext	Residential	Yes	Yes	Glass
	Penny Cotto	All Products	Int / Ext	Residential	Yes	Yes	Glass
	Penny Upscale Marbles	All Products	Int / Ext	Residential	Yes	Yes	Glass
	Penny Ecostones	All Products	Int / Ext	Residential	Yes	Yes	Glass
	Penny Normatech	All Products	Int / Ext	Residential	Yes	Yes	Glass
	Penny Shabby	All Products	Int / Ext	Residential	Yes	Yes	Glass
	Penny Stoneglass	All Products	Int / Ext	Residential / Commercial	Yes	Yes	Glass
	Penny Natureglass	All Products	Int / Ext	Residential	Yes	Yes	Glass
	Penny Shiny	All Products	Int / Ext	Residential	Yes	Yes	Glass
	Penny Opalo	All Products	Int / Ext	No	Yes	Yes	Glass
	Hex XL	Hex XL Hexagon Blends	All Products	Int / Ext	No	Yes	Yes
Hex XL Fosco Argent			Int / Ext	Residential	Yes	Yes	Glass
Hex XL Cotto		All Products	Int / Ext	Residential	Yes	Yes	Glass
Hex XL Upscale Marbles		All Products	Int / Ext	Residential	Yes	Yes	Glass
Hex XL Ecostones		All Products	Int / Ext	Residential	Yes	Yes	Glass
		Denim Copper	Int / Ext	No	Yes	Yes	Glass
Hex XL Normatech		All Products	Int / Ext	Residential	Yes	Yes	Glass
Hex XL Canvas		All Products	Int / Ext	No	Yes	Yes	Glass
Hex XL Shabby		All Products	Int / Ext	Residential	Yes	Yes	Glass
Hex XL Stoneglass		All Products	Int / Ext	Residential / Commercial	Yes	Yes	Glass
Hex XL Natureglass	All Products	Int / Ext	Residential	Yes	Yes	Glass	
Hex	Hex Boreal	All Products	Int / Ext	No	Yes	No	Glass Gold

Format	Series	References	Wall	Floor	Wet Areas	Pools	Materials
Hex	Hex Opalo	All Products	Int / Ext	No	Yes	Yes	Glass
	Hex Canvas	All Products	Int / Ext	Residential	Yes	Yes	Glass
	Hex Vintage Blends	All Products	Int / Ext	Residential	Yes	Yes	Glass
	Hexagon Blends	All Products	Int / Ext	No	Yes	Yes	Glass
	Hex Ecostones	All Products	Int / Ext	Residential	Yes	Yes	Glass
	Hex Normatech	All Products	Int / Ext	Residential	Yes	Yes	Glass
	Hex Stoneglass	All Products	Int / Ext	Residential / Commercial	Yes	Yes	Glass
	Hex Natureglass	All Products	Int / Ext	Residential	Yes	Yes	Glass
	Penta	Penta Cotto	All Products	Int / Ext	Residential	Yes	Yes
Iridis Products			Int / Ext	No	Yes	Yes	Glass
Penta Ecostones		All Products	Int / Ext	Residential	Yes	Yes	Glass
Penta Normatech		All Products	Int / Ext	Residential	Yes	Yes	Glass
Penta Shabby	All Products	Int / Ext	Residential	Yes	Yes	Glass	
Square	Boreal	All Products	Int / Ext	No	Yes	No	Glass Gold
		Nador	Int / Ext	Residential	Yes	Yes	Glass Gold
	Stoneglass Blends	All Products	Int / Ext	No	Yes	Yes	Glass
	Stoneglass	All Products	Int / Ext	Residential / Commercial	Yes	Yes	Glass
	Natureglass	All Products	Int / Ext	Residential	Yes	Yes	Glass
	Ecostones	All Products	Int / Ext	Residential	Yes	Yes	Glass
	Opalo	All Products	Int / Ext	No	Yes	Yes	Glass
	Lisa	All Products	Int / Ext	Residential	Yes	Yes	Glass
Custom	Color	All Products	Int / Ext	Residential	Yes	Yes	Glass
	Metals	All Products	Int / Ext	No	Yes	No	Glass Gold



# Packing List

## P1 Hex XL

Sheet   Hoja	5,6 mm - 0.220" Thickness	286x284 mm - 11.25"x11.18"	0,98 kg - 2.16 lb
Box   Caja	6 Sheets	0,49 m <sup>2</sup> - 5.27 sqft	5,87 kg - 12.94 lb
Pallet   Palet	180 Boxes	88,2 m <sup>2</sup> - 949.37 sqft	1056,07 kg - 2328.23 lb
Euro Pallet   Euro Palet	144 Boxes	70,56 m <sup>2</sup> - 759.50 sqft	844,86 kg - 1862.59 lb

## P2 Hex

Sheet   Hoja	4,6 mm - 0.181" Thickness	301x290 mm - 11.85"x11.41"	0,82 kg - 1.80 lb
Box   Caja	6 Sheets	0,53 m <sup>2</sup> - 5.70 sqft	4,98 kg - 10.97 lb
Pallet   Palet	171 Boxes	90,63 m <sup>2</sup> - 975.53 sqft	851,72 kg - 1877.72 lb
Euro Pallet   Euro Palet	152 Boxes	80,56 m <sup>2</sup> - 867.14 sqft	757,08 kg - 1669.07 lb

## P3 Penta

Sheet   Hoja	5,5 mm - 0.216" Thickness	311x311 mm - 12.24"x12.24"	1,15 kg - 2.53 lb
Box   Caja	10 Sheets	0,98 m <sup>2</sup> - 10.54 sqft	11,49 kg - 25.33 lb
Pallet   Palet	108 Boxes	105,84 m <sup>2</sup> - 1139.25 sqft	1240,75 kg - 2735.38 lb
Euro Pallet   Euro Palet	72 Boxes	70,56 m <sup>2</sup> - 759.50 sqft	827,16 kg - 1823.57 lb

## P5 Square 12x12 | 5 Sheets

Sheet   Hoja	4,5 mm - 0.177" Thickness	311x311 mm - 12.24"x12.24"	0,9 kg - 1.98 lb
Box   Caja	5 Sheets	0,49 m <sup>2</sup> - 5.27 sqft	4,5 kg - 9.92 lb
Pallet   Palet	216 Boxes	105,84 m <sup>2</sup> - 1139.25 sqft	983,39 kg - 2168 lb
Euro Pallet   Euro Palet	144 Boxes	70,56 m <sup>2</sup> - 759.5 sqft	655,6 kg - 1445.35 lb

## P6 Square 12x12 | 10 Sheets

Sheet   Hoja	4,5 mm - 0.177" Thickness	311x311 mm - 12.24"x12.24"	0,9 kg - 1.98 lb
Box   Caja	10 Sheets	0,98 m <sup>2</sup> - 10.54 sqft	9 kg - 19.84 lb
Pallet   Palet	126 Boxes	123,48 m <sup>2</sup> - 1329.12 sqft	1147,3 kg - 2529.36 lb
Euro Pallet   Euro Palet	84 Boxes	82,32 m <sup>2</sup> - 886.08 sqft	780,6 kg - 1720.92 lb

## P7 Square 12x18

Sheet   Hoja	4,5 mm - 0.177" Thickness	311x467 mm - 12.24"x18.38"	1,31 kg - 2.88 lb
Box   Caja	14 Sheets	2,03 m <sup>2</sup> - 21.85 sqft	18,3 kg - 40.34 lb
Pallet   Palet	60 Boxes	121,8 m <sup>2</sup> - 1311.04 sqft	1098 kg - 2420.67 lb
Euro Pallet   Euro Palet	50 Boxes	101,5 m <sup>2</sup> - 1092.53 sqft	915 kg - 2017.23 lb

## P9 Penny

Sheet   Hoja	5,5 mm - 0.216" Thickness	287x285 mm - 11.29"x11.23"	0,96 kg - 2.11 lb
Box   Caja	12 Sheets	0,98 m <sup>2</sup> - 10.54 sqft	9,6 kg - 21.16 lb
Pallet   Palet	99 Boxes	97,02 m <sup>2</sup> - 1044.31 sqft	950,4 kg - 2095.27 lb
Euro Pallet   Euro Palet	54 Boxes	52,82 m <sup>2</sup> - 568.54 sqft	518,4 kg - 1142.87 lb



# Types of Support



## Dots

### Great Grip

The dot backing system allows up to 91% of surface free for the adhesive.

El soporte por puntos deja libre hasta el 91% de la superficie para adhesivo.

Le système de montage sur points laisse jusqu'à 91% de surface libre pour l'adhésion du ciment colle.

### Maximum Flexibility

Full adaptability to any type of surface: corners, curved, irregular finishes...

Total adaptabilidad a cualquier tipo de superficie: esquinas, curvadas, acabados irregulares...

Adaptabilité totale à tout type de surface: angles, finitions courbes, irrégulières...

### Fast Installation

The size of 12 x 18 tesserae and the ease of installation allows up to a 27% time saving during the installation.

El mayor tamaño de 12 x 18 teselas y la facilidad de colocación de las láminas permite un ahorro del 27% del tiempo durante la instalación.

La dimension des plaques 12 x 18 permet un gain de temps de 27% durant la pose.

### Minimum Thickness

An even thickness which conceals the surface of the grouting.

Un grosor homogéneo que se oculta por completo con el rejunte.

Une épaisseur homogène parfaitement cachée avec le rejoint du produit.

### High Resistance

The dot backing is damp proof, so it can be stored outside and it will remain unaltered.

Este sistema por puntos es insensible a la humedad. Es posible almacenarlo en el exterior permaneciendo inalterable.

Ce système ne craint pas l'humidité. Le matériel peut donc être stocké à l'extérieur sans que celui-ci ne subisse aucunes altérations.

### Visual Control

Unlike paper support, when you visualize the mosaic in the installation it is possible to create drawings and shapes.

Al contrario del soporte papel, al visualizar el mosaico en la instalación es posible crear dibujos y formas.

Contrairement au support papier, lorsque vous visualisez la mosaïque dans l'installation, il est possible de créer des dessins et des formes.


Dots Polyurethane.

91% Adhesión Area



Dots PVC.

91% Adhesión Area



## Mesh

### Great Grip


Mesh mounting system leaves the 75% of the back free for the adhesive.

El sistema de soporte por malla deja libre el 75% de la superficie del mosaico para el adhesivo.

Le montage de la mosaïque sur filet laisse 75% de la surface libre pour le ciment colle.

Mesh Fiberglass.

75% Adhesión Area



# Important Advice

## Penta Glass Mosaic

This Artisan-edge glass mosaic is made with recycled glass pieces and may include irregular edges, rustic appearances, minimal imperfections or slight variations in sizing and squareness. These characteristics are inherent to this product due to the manufacturing process. The slight size or shape variations may affect the grout joint appearance, further enhancing the natural aspect of this product. Use constitutes acceptance.

El aspecto artesanal del mosaico vítreo en formato PENTA es una cualidad inherente en estos productos por el proceso de fabricación. Las teselas podrían incluir ciertas irregularidades y mínimas imperfecciones en el tamaño aportando cierta apariencia rústica más alejada de la perfección cuadrilada. Además la reducción de tamaño y variaciones de tono pueden afectar al aspecto del rejunte y modificar la apariencia natural de estos mosaicos. El uso constituye aceptación de esta advertencia.

## Onix Glass Mosaic

All ONIX 98% recycled glass mosaics series are made of molten glass. Molten glass characteristics may include irregular edges and small variations in size. These characteristics are inherent to the product and to the standard production. The small size and shape variations can affect the grout joint appearance and enhance the natural aspect of these products. Use constitutes acceptance.

Todas las series ONIX con un 98% de vidrio reciclado están hechas con vidrio molido. Esta materia posee unas características particulares que podría ocasionar ligeras irregularidades y variaciones de tamaño en las fichas. Es una cualidad inherente al producto y a la producción estándar. La reducción de tamaño y variaciones de tono pueden afectar al aspecto del rejunte y modificar la apariencia natural de estos mosaicos. El uso constituye aceptación de esta advertencia.

-  Made in Spain
-  98% Recycled Glass
-  Eco Friendly
-  Green & Sustainable Products



# Tips for Metals & Gold 24k



## Gold 24k

### Caution Valuable Metals

Pieces decorate with a special application (handle with care). Improper manipulation (scratching) and the use of abrasive detergents may cause damage on the pieces. When fixing, pay special care when cleaning the white cement used for grouting. It is recommended to use small grain grouting material avoid scratching the glazed surface.

Clean after fixed with a very wet rag or with a sponge while the grout is still wet. Never use neither abrasive or corrosive elements, nor aggressive cleaning agents too basic or excessively acid. Should pieces present defects, do not lay them, contact the supplier straight away. No claim will be accepted once the product is laid out.

The gold and platinum metals that are used in our decorations, have been widely checked in the domestic use, bearing in mind the described recommendations for their cleaning. If it is preferred to use them in industrial areas, then, every single case ought to be evaluated to verify its viability.

In spa and public swimming pool areas where there is a continuous high humidity concentration on the walls, due to water evaporation, salts and/or chlorine (bleach), **THEIR USE IS NOT RECOMMENDED.**

### Precaución Metales Preciosos

Los materiales contenidos están decorados con una aplicación especial (tratar con cuidado). La manipulación indebida (rayados y rozaduras) y la utilización indebida de detergentes abrasivos pueden causar daños a las piezas. A la hora de colocar, tener especial cuidado al limpiar el cemento blanco que se utiliza para rejuntar. Se recomienda utilizar rejuntos de granulometría fina que no rayen los esmaltes.

Limpia con una bayeta húmeda o una esponja con abundante agua cuando el rejunte aun este húmedo. No utilizar nunca elementos abrasivos ni corrosivos, ni agentes agresivos de limpieza demasiado básicos o excesivamente ácidos. Si alguna pieza presenta algún defecto, no colocar y comunicar a su proveedor. No se aceptará ninguna reclamación una vez colocado el producto.

El oro y el platino que se utilizan en nuestras decoraciones estan ampliamente contrastados en uso domestico con las reclamaciones descritas sobre su limpieza. Si se desea una utilización en ambientes industriales, se debera evaluar en cada caso su conveniencia.

En Spa o piscinas públicas en donde se dé una continua concentración de humedad en las paredes, por evaporación de agua, sales y/o cloro (lejía), **ES DESACONSEJABLE SU UTILIZACIÓN.**


### Attention Métaux Précieux

Ces matériels sont décorés avec une application spéciale (manipuler avec précaution). La manipulation induit (rayures et éraflures) et l'utilisation de détergent abrasif peuvent occasionner des dommages sur les pièces. Lors de la pose, il faut faire spécialement attention quand vous nettoyez l'enduit ciment blanc utilisé pour jointer. Il est conseillé d'employer de l'enduit-joint, de petite granulation afin d'éviter le rayage de la surface émaillée.

Nettoyer avec, un chiffon humide ou une éponge avec de l'eau quand le ciment est encore humide. N'employez jamais ni d'éléments abrasifs ou corrosifs, ni des produits d'entretien trop basiques ou excessivement acides. Si l'une des pièces a un défaut, ne pas la poser et le communiquer à votre fournisseur. Aucune réclamation ne sera acceptée une fois le produit posé.

Les métaux d'or et platine qui sont employés dans nos décorations, ont été largement contrôlés dans l'usage domestique, tout en tenant compte les recommandations pour leur nettoyage. Lors d'un usage en endroits industriels, veuillez considérer leur convenance au cas par cas.

Dans des balnéaires ou des piscines publiques où l'on produit une concentration continue d'humidité dans les murs à cause de l'évaporation d'eau, sels et/ou chlore (lessive), **LEUR EMPLOI EST TOUT À FAIT DÉCONSEILLÉ.**



# Tips for Coloured Grouting



## Matte & Seda Antislip

### Caution Coloured Grouting

Grout should not be considered exclusively as a component for fixing mosaics, but as an element that will affect the overall aesthetic of the project.

The color of the grout will impact the final look pursued (higher or lower contrast).

Employing a similar grout color to that of the mosaic will provide a sense of continuity, while a contrasting grout color will accentuate the geometry of the tesserae.

ONIX advises against the use of dark colored grouts with light colored Matte non-slip mosaics, as the texture/finish may be difficult to clean during & after installation.

It is recommended to carry out a cleaning test prior to the laying of the mosaic as claims will not be accepted once installed.

### Precaución Color de Junta

La junta no debería considerarse exclusivamente como un elemento para la fijación de piezas, sino como un aspecto a valorar en la apariencia final del proyecto.

El color de la junta afectará al resultado de la estética perseguida (mayor o menor contraste).

La utilización de una junta de color similar al del mosaico logrará proporcionar una sensación de continuidad, mientras que un color contrastado acentuará la geometría de las piezas.

ONIX desaconseja el uso de juntas oscuras en materiales con tonalidades de color claro y acabado antideslizante Matte, ya que la textura de este tipo de productos puede dificultar su limpieza durante y después de la instalación.

Se recomienda efectuar una prueba de limpieza previa a la instalación final del producto. No se aceptará ninguna reclamación una vez colocado el producto.

### Attention Couleur de Joint


Le joint ne doit pas exclusivement être considéré comme un élément de fixation, en effet c'est un aspect visuel important à la fin du projet.

La Couleur du joint va affecter le résultat esthétique final recherché. (avec un contraste plus ou moins important).

L'utilisation d'un joint de couleur similaire à la mosaïque donner une sensation de continuité, au contraire un joint d'une couleur différente va contraster avec le produit et accentuer la géométrie des pièces.

ONIX déconseille l'utilisation de joints foncés sur des matériaux claires surtout en finition antidérapante et Matte, en effet la texture de ces produits peut rendre difficile le nettoyage pendant et après la mise en oeuvre.

Nous conseillons la réalisation d'un essai de nettoyage avant l'installation du produit. Aucune réclamation post installation ne pourra être acceptée.





# Installation Guide

ONIX glass Mosaics can be installed on interior and exterior areas and in wet and dry locations. Please refer to the Suitability area product guide and composition and check if the mosaic is suitable for the required application.

Glass tiles should not be exposed to high abrasion and high impact and or installed over flexible surfaces. Breakages or cracks are very noticeable in glass tiles so the use of a crack suppression membrane is recommended when mosaics are installed over a mortar bed but note that this is not applicable if mosaics are used as an accent. Some substrates could continue to cure and shrink and a crack suppression membrane prevents shrinkage to affect the mosaic tiles. Install only over well-cured, stable substrates. Expansion joint are recommended when substrates change.

## Adhesives

Use of white thin set mortar adhesives is recommended. C2 as per EN 12004 norm or two component flexible acrylic or epoxy adhesives. Note that some glass mosaics may contain resins in the composition so when using a C2 adhesive make sure that it does not affect the resins and it is safe for glass mosaics containing resins. For pool and submerged installations check with adhesive manufacturers if additional steps or procedures are required.

## Grouting

In order not to scratch the surface of the mosaics, non sanded grout is the recommended option. RG type and Epoxy grouts are the recommended options for installations. Float the grout into the joints to avoid scratching the surface of the mosaics. Special care and attention must be followed with the metallic and precious metals finishes to avoid scratches. Please refer to the Suitability area product guide composition and to the Tips for precious metals section and check if the mosaic selected contains these products.

## Cutting and Drilling

Ceramic tiles cutting blades are not recommended for glass. Always use diamond blades designed for cutting glass on a wet saw. For drilling use of use a coring drill that is designed for glass.

## Cleaning

The use of non-abrasive cleaning products is recommended.

**Important note:** All ONIX 98% recycled glass mosaics series are made of molten glass. Molten glass characteristics may include irregular edges and small variations in size. These characteristics are inherent to the product and to the standard production. The small size and shape variations can affect the grout joint appearance and enhance the natural aspect of these products.



## PLAY VIDEO

Mosaic Installation Guide for Pools.

El mosaico vítreo ONIX puede ser instalado en paredes interiores o exteriores, en zonas secas o húmedas. Por favor consultar la Guía de productos y áreas de aplicación para comprobar si el producto es el adecuado para la aplicación.

El mosaico vítreo no debe ser expuesto a grandes abrasiones, grandes impactos o choques térmicos o instalarse sobre superficies flexibles. Las grietas en mosaicos son muy visibles por lo que se recomienda la utilización de membranas antigrietas cuando se instale sobre un lecho de mortero a no ser que se utilice como cenefa. Algunos sustratos pueden continuar secándose y contraerse a lo largo del tiempo y una membrana antigrietas prevendrá que traslade al mosaico la contracción o el movimiento del sustrato. Instalar solo sobre sustratos bien secos y estables e instalar una junta de expansión cuando haya cambios de sustrato.

## Adhesivos

Usar un mortero blanco de capa fina C2 de normativa EN 12004 o un sistema bicomponente de flexible acrílico o epóxico formulado para la instalación de mosaico vítreo en paredes, tanto de interior como de exterior. Algunos mosaicos vítreos pueden contener resinas, por lo que cuando se utilice un C2 se necesita comprobar que este no afecte a las resinas. Para instalaciones en piscinas o superficies sumergidas comprobar con el fabricante de adhesivos si son requeridos algunos pasos o materiales adicionales.

## Rejuntado

Utilizar junta sin arena con mosaico vítreo para evitar el rayado de la superficie. Juntas RG o Epóxicas son las recomendadas. Cuidadosamente rellenar las juntas y evitar el rayar la superficie del mosaico. Especial atención se debe tener con los materiales que contienen acabados metálicos y metales preciosos como oro. Por favor consultar la Guía de productos y áreas de aplicación y los Consejos para metales preciosos y comprobar si el mosaico elegido los contiene y seguir las instrucciones para evitar rayados y otros problemas.

## Cortes y perforaciones

Los cortadores o perforadores diseñados para la cerámica no están indicados para el mosaico vítreo. Para cortar utilice un disco de diamante en mojado, el disco para cortar mosaico es un disco fino con diamantes más pequeños que un disco para cortar cerámica. Para perforar un agujero use una broca que esté diseñada para cristal.

## Limpieza

Se recomienda el uso de productos de limpieza no abrasivos.

**Nota especial:** Las series de ONIX de 98% de vidrio reciclado están hechas con cristal molido y fundido. Las características del cristal fundido incluyen algunos bordes irregulares y pequeñas variaciones en el tamaño. Estas características son inherentes al producto y a la producción estándar. Las variaciones en forma y aspecto tienen un pequeño impacto en la apariencia final del producto rejuntado e intensifican el aspecto natural de estas series.

La mosaïque de verre ONIX peut être posée en murs intérieurs et extérieurs, en zone sèches et humides. Veuillez consulter notre Guide de produits et zones d'applications pour vérifier si le produit est adéquat pour l'application voulue.

La mosaïque de verre ne doit pas être exposée à de grandes abrasions, de grands impacts ou d'importants chocs thermiques ou ne peut être posée sur des surfaces flexibles. Les fissures sont très visibles sur la mosaïque. Nous recommandons donc l'utilisation d'une membrane anti-fissures quand la mosaïque doit être posée sur un lit de mortier sauf quand elle est utilisée en frise. Certains substrats pourraient continuer à sécher et à se rétracter avec le temps et la membrane anti-fissures empêcherait que l'action de contraction et de mouvement affecte la mosaïque. Poser seulement sur des substrats secs et stables et faire un joint d'expansion quand il y a un changement de substrats.

## Adhésifs

Utiliser un mortier blanc de couche fine type C2 selon la norme EN 12004 ou un système bicomposant de flexibles acryliques ou epoxy de couleur blanche prévu pour la pose de mosaïques sur murs tant à l'intérieur qu'à l'extérieur. Certaines mosaïques de verre peuvent contenir des résines dans leur composition. Lors de l'utilisation d'un mortier C2, veuillez vous assurer que celui-ci n'affectera pas les résines et la mosaïque. Pour une pose en piscines ou submergée, veuillez vérifier auprès du fabricant d'adhésifs qu'aucune action ou matériels additionnels sont nécessaires.

## Joints

Utiliser un joint sans grain pour éviter les rayures de la superficie. Les joints RG ou epoxy sont les joints recommandés. Remplir soigneusement les joints en évitant toutes rayures. Une extrême précaution est recommandée dans la manipulation de matériels aux finitions métalliques ou contenant des métaux précieux comme l'or. Veuillez consulter notre Guide de produits et zones d'applications et les conseils pour métaux précieux pour vérifier si la mosaïque choisie en contient et suivez les instructions pour éviter les rayures et autres problèmes.

## Coupes et perforations

Les coupeuses et perforateurs pour céramiques ne sont pas indiqués pour la mosaïque de verre. Pour couper, utiliser un disque de diamant à eau, le disque pour couper la mosaïque étant un disque fin à diamants plus petit que celui utilisé dans la céramique. Pour percer un trou utiliser un foret spécial verre.

## Nettoyage

L'utilisation de produits de nettoyage non abrasifs est recommandée.

**NB:** Les séries d'ONIX de 98% de verre recyclé sont fabriquées avec du verre broyé et fondu. Les caractéristiques de ce verre incluent donc des bords irréguliers et des petites variations dans la taille de la mosaïque. Ces caractéristiques sont inhérentes au produit et à la production standard. Les variations en forme et aspect ont un impact sur l'apparence final du produit rejoints et intensifient l'aspect naturel de ces séries.

# Mosaic Laying Advice



## Preparation of the base

The base on which the laying will be effected, must be perfectly smooth, uniform and white. A different colour damages the aesthetic look of the final result.



## The glueing operation

White C2 glue, as per EN-12004, must be used. By using the smooth side of the trowel, the glue has to be spread out uniformly on the base (2 sq.m. approximately). By using the jagged side of the trowel (2 or 3 mm.), comb the glue.



## The laying of mosaic tiles

Adhere the sheet to the surface by pressing with a rubber trowel. It is important to make sure that the distance between one sheet and another is the same as the one among the tesseras so that all the joints look alike. We suggest to join the sheets when it comes to laying.



## Grouting

Joints must be clean, dry and free form dust. The remains of adhesive, after laying, must be removed while it is still fresh. Use grouting paste, RG type, as per EN 13888, spread it out with a rubber trowel.



## Cleaning

Let it dry until the paste gets brightless, superficially, and then proceed to clean it with a sponge soaked in water. Once it gets dry, remove it with a dry cloth.

## Preparación del soporte

El soporte sobre el cual se efectuará la colocación deberá de estar liso, uniforme y de color blanco. Un color diferente perjudica la estética del resultado final.

## Operación de encolado

Usar cemento cola tipo C2 color blanco, según EN-12004. Usando el lado liso de la llana extender el adhesivo uniformemente sobre el soporte (aproximadamente 2 m²). Con el lado dentado de la llana (2 ó 3 mm.) peinar el cemento cola.

## Colocación mosaico

Adherir las láminas a la superficie presionando con una llana de goma. Es importante asegurarse que la distancia entre hoja y hoja es igual a la que hay entre las teselas para que todas las juntas sean iguales entre sí. Aconsejamos trabar las hojas a la hora de su colocación.

## Rejuntado

Las juntas deben estar limpias, secas y exentas de polvo. El adhesivo sobrante de la colocación se debe eliminar cuando esté todavía fresco. Utilizar pasta de rejuntar tipo RG según EN 13888, extendiéndolo con una llana de goma.

## Limpieza

Dejar secar hasta que la masa pierda el brillo superficial y proceder a su limpieza con una esponja humedecida en agua. Una vez seco eliminar con un trapo seco.

## Préparation de la surface

La surface sur laquelle on va effectuer la pose, doit être parfaitement lisse, uniforme et blanche. Une couleur différente nuit l'aspect esthétique du résultat final.

## Opération de collage

Employer une colle de type C2 de couleur blanche, selon la norme EN-12004. Tout en employant le côté lisse de la truelle, la colle doit être répartie uniformément sur la surface (2 m² approximativement). Tout en employant le côté denté de la truelle (2 ou 3 mm.), peigner la colle.

## La pose de la mosaïque

Adhérer la feuille à la surface tout en pressant avec une truelle en caoutchouc. Il est important de s'assurer que la distance entre chaque plaque est identique à celle entre les tesselles, de façon à ce que tous les joints soient égaux entre eux. Nous conseillons une pose des plaques en quinconce.

## Remplissage des joints

Les joints doivent être propres, secs et sans poussière. Le surplus de colle suite à la pose doit être éliminé lorsqu'il est encore frais. Utiliser un joint de type RG selon la norme EN13888, tout en répartissant avec une truelle en caoutchouc.

## Nettoyage

Laisser sécher jusqu'à ce que le joint perde son éclat superficiel et procéder à son nettoyage avec une éponge humide. Une fois que tout est sec, nettoyer avec un chiffon sec.



# Mosaic Laying Advice Shading Blends

## Application Shading Blends

Our gradients allow for a smooth transition from one tone to the next, from darkest to lightest.

They are sold in modules of eight sheets, or levels, from levels L1 to L8.

Each level consists of a specific percentage of tiles, which allows for the transition between different levels to take place gradually, harmoniously and seamlessly, so that the eye is unaware of where one section ends and the next begins.

Individual levels are available for purchase and can be used to complement flooring, overlays, ceilings or any other surface.

## Aplicación Shading Blends

Los degradados proporcionan una suave transición entre tonalidades, desde la más oscura a la más clara.

Se comercializan en módulos de ocho láminas o niveles, que van desde el nivel L1 al L8.

Cada nivel está formado por un porcentaje de teselas determinado, de forma que la transición entre los diferentes niveles se produce de manera gradual y armónica, sin apreciarse cortes entre las diferentes secciones.

Es posible adquirir niveles independientes para complementar el pavimento, revestimiento, techo u otra superficie.

## Application Shading Blends

Les dégradés permettent une transition en douceur entre les nuances, de la plus sombre à la plus claire.

Ils sont commercialisés en modules de huit feuilles ou niveaux, allant du niveau L1 au niveau L8.


Chaque niveau est composé d'un certain pourcentage de tesselles, de sorte que la transition entre les différents niveaux est graduelle et harmonieuse, sans rupture entre les différentes sections.

Il est possible d'acheter des niveaux indépendants pour compléter le sol, le revêtement, le plafond ou toute autre surface.

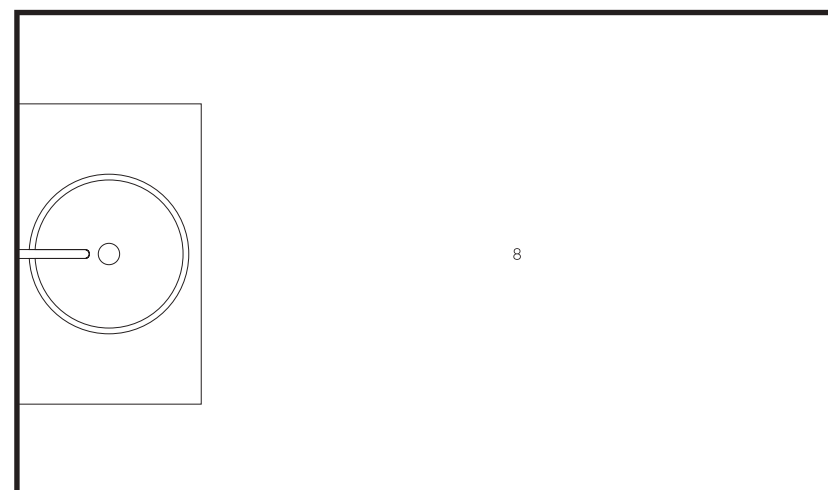
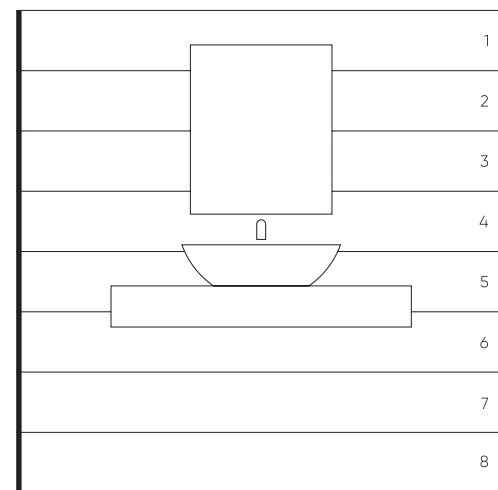
## Mesh

1 Module | 12X12.

2488 x 311 mm | 0,77m<sup>2</sup> - 8.28 sqft



## Use in interior



# Sustainability Information

At ONIX we strive to contribute to environmental sustainability hence we manufacture ecological and eco-friendly mosaics. In addition, we promote circular economy through the reuse of production surplus.

## Production

- Fossil fuels are not used during our production process therefore greenhouse gases or polluting particles are not emitted into the atmosphere.
- Residual oils from presses and enamel wastes are collected for purification by a certified company.
- Our electric kilns are equipped with frequency converters in order to maximize energy efficiency by allowing the adjustment & control of working temperatures in a stable manner.
- Haulage of ground-glass within our facilities is carried out under sealed conditions. Pneumatic transport avoids the propagation of glass particles & subsequent environmental pollution.
- No water is used during our entire manufacturing process, therefore avoiding liquid residues.

## Logistics

- Big-Bags and pallets are returned to our suppliers so they can be re-utilized. In addition, all the Euro pallets are recycled in order to favour circular economy.
- Brown cardboard is used for packaging as it is far less polluting than white cardboard. Boxes are designed to minimize the information carried by applying black ink only in order to optimize screen printing.

En ONIX nos preocupamos por el medio ambiente y la sostenibilidad, por eso fabricamos un producto ecológico y respetuoso con el entorno. Además de promover la economía circular, mediante la reutilización de mermas de producción, para la fabricación de vidrios menos exigentes respecto a la pureza de esta materia prima.

## Producción

- En ONIX no utilizamos combustibles fósiles en nuestros procesos de producción, no emitimos ni gases de efecto invernadero, ni partículas contaminantes a la atmósfera.
- Los aceites residuales de prensas y restos de esmaltes se recogen para su depuración mediante una empresa certificada para este propósito.
- Nuestros hornos son eléctricos y controlados por variadores de frecuencia que aseguran una alta eficiencia, lo cual permite ajustar las temperaturas de trabajo de forma estable y consumir solamente la energía necesaria.
- El transporte de polvo de vidrio que se realiza en nuestras instalaciones se efectúa bajo unas condiciones de estanqueidad proporcionada por transportes neumáticos, evitando así su propagación y contaminación del entorno.
- En nuestros procesos de limpieza no se emplea agua, por lo que no generamos aguas residuales en el proceso y al mismo tiempo, minimizamos su consumo.

## Logística

- En ONIX se reutilizan todos los Big-Bag y palets empleados en el proceso para enviarlos de nuevo a proveedores y que estos los rellenen con nueva materia prima. Además, todos los Europalets que usamos son reciclados, favoreciendo una vez más la economía circular.
- Para el encajado de nuestro producto se emplea cartón marrón, cuyo proceso productivo es mucho menos contaminante que los cartones blanqueados. Las cajas se diseñan minimizando al máximo la información que contienen y utilizando únicamente tinta negra, a fin de reducir la cantidad de serigrafía empleada.


Chez ONIX, nous nous soucions de l'environnement et de la durabilité, c'est pourquoi nous fabriquons un produit écologique et respectueux de l'environnement, en plus de promouvoir l'économie circulaire par la réutilisation des surplus de production, pour produire du verre moins exigeant en termes de pureté de cette matière première.

## Production

- Nous n'utilisons pas de combustibles fossiles dans nos productions, et nous n'émettons pas non plus de gaz à effet de serre ou de particules polluantes dans l'atmosphère.
- Les huiles résiduelles des presses et les déchets de vernis sont collectés pour être purifiés par une entreprise spécialement certifiée.
- Nos fours sont électriques et contrôlés par des variateurs de fréquence pour assurer un rendement élevé, permettant d'ajuster les températures de travail de manière stable et de ne consommer que l'énergie nécessaire.
- Le transport de la poudre de verre effectué dans nos installations se fait dans des conditions d'étanchéité grâce au transport pneumatique, ce qui permet d'éviter sa propagation et la pollution de l'environnement.
- Aucune eau n'est utilisée dans nos processus de nettoyage, ce qui signifie que nous ne générons pas d'eaux usées et, en même temps, nous minimisons leur consommation.

## Logistique

- Tous les Big-Bags et les palettes utilisées dans le processus sont réutilisés pour être renvoyés aux fournisseurs qui les remplissent avec une nouvelle matière première. En outre, toutes les palettes Euro que nous utilisons sont recyclées, ce qui favorise une fois de plus l'économie circulaire.
- Le carton brun est utilisé pour l'emballage de nos produits, et son processus de production est beaucoup moins polluant que celui du carton blanc. Les boîtes sont conçues de manière à minimiser les informations qu'elles contiennent tout en n'utilisant que de l'encre noire, afin de réduire la quantité de sérigraphie utilisée.





# Alphabetical Index

093	Agadir	073	Hex Normatech Antracite Matte	043	Hex XL Bittor Matte	053	Hex XL Shabby Grey Matte	101	New Basalt Matte	021	Penny Livia Matte
102	Calacatta Gold Matte	073	Hex Normatech Dark Taupe Matte	045	Hex XL Brescia Matte	053	Hex XL Shabby Terra Matte	102	New Limestone Matte	017	Penny Lungomare
102	Calacatta Matte	073	Hex Normatech Grey Matte	048	Hex XL Calacatta Gold Matte	055	Hex XL Stoneblend Mixed Grey	101	New Slate Matte	017	Penny Maui
102	Crema Marfil Matte	073	Hex Normatech Ivory Matte	043	Hex XL Carel Matte	055	Hex XL Stoneblend Soft	105	Opalo Blanco	018	Penny Meru
093	Draco	073	Hex Normatech Sand Matte	047	Hex XL Coimbra Matte	055	Hex XL Stoneglass Black	105	Opalo Negro	031	Penny Natureglass Black Matte
102	Ecrú Matte	067	Hex Onice Mix	047	Hex XL Coimbra Textured	055	Hex XL Stoneglass Gainsboro	093	Orion	032	Penny Natureglass Bone Matte
065	Hex Blend Black	061	Hex Opalo White	041	Hex XL Copenhagen	055	Hex XL Stoneglass Light Brun	023	Penny Abuhna Matte	031	Penny Natureglass Cadet Grey Matte
066	Hex Blend Cloud	069	Hex Silver Matte	043	Hex XL Danae Matte	041	Hex XL Stoneglass Opalo Black	023	Penny Arabescato Gold Matte	032	Penny Natureglass Capri Matte
066	Hex Blend Cotton	069	Hex Statuario Matte	043	Hex XL Dara Matte	055	Hex XL Stoneglass White	017	Penny Arrecife Emerald	031	Penny Natureglass Dark Grey Matte
066	Hex Blend Fossil	076	Hex Stoneblend Anchor	047	Hex XL Denim Copper	048	Hex XL Venato White Matte	015	Penny Arrecife Iridis Grey	032	Penny Natureglass Jade Matte
066	Hex Blend Metal Carrara	075	Hex Stoneglass Antracite	043	Hex XL Eiden Matte	045	Hex XL Yada Matte	025	Penny Athena Matte	032	Penny Natureglass Moka Matte
065	Hex Blend Tan	075	Hex Stoneglass Black	043	Hex XL Eloa Matte	043	Hex XL Yadel Matte	023	Penny Beray Matte	031	Penny Natureglass Pale Blue Matte
065	Hex Blend Taupe	075	Hex Stoneglass Gainsboro	041	Hex XL Fosco Argent	107	Lisa 25100	021	Penny Bittor Matte	032	Penny Natureglass Sage Green Matte
070	Hex Calacatta Gold Matte	076	Hex Stoneglass Gold	048	Hex XL Fosco Matte	107	Lisa 25101	035	Penny Black Shiny	037	Penny Natureglass Opalo Black
070	Hex Calacatta Matte	076	Hex Stoneglass Green	041	Hex XL Fossil	107	Lisa 25103	035	Penny Bone Shiny	037	Penny Natureglass Opalo White
070	Hex Carrara Matte	075	Hex Stoneglass Grey	043	Hex XL Gaia Matte	107	Lisa 25108	017	Penny Bora	031	Penny Natureglass Smooth Grey Matte
070	Hex Ecrú Nocce Mix Matte	076	Hex Stoneglass Light Blue	047	Hex XL Glasgow Matte	107	Lisa 25113	025	Penny Calacatta Blue Matte	032	Penny Natureglass Taupe Matte
063	Hex Emma	075	Hex Stoneglass Light Brun	047	Hex XL Grafito Matte	107	Lisa 25200	025	Penny Calacatta Gold Matte	031	Penny Natureglass White Matte
070	Hex Fosco Matte	076	Hex Stoneglass Ochre	047	Hex XL Inverno Grey Matte	107	Lisa 25201	021	Penny Carel Matte	018	Penny Nordic Stone
070	Hex Frisia Silver Matte	065	Hex Stoneglass Opalo Black	043	Hex XL Livia Matte	107	Lisa 25202	017	Penny Caribu	027	Penny Normatech Antracite Matte
069	Hex Gray Silver Mix	065	Hex Stoneglass Opalo Grey	053	Hex XL Lube	107	Lisa 25503	015	Penny Cassian Iridis	027	Penny Normatech Dark Taupe Matte
070	Hex Ivory Honed	066	Hex Stoneglass Opalo White	048	Hex XL Macael Textured	093	Nador	035	Penny Dark Grey Shiny	027	Penny Normatech Grey Matte
063	Hex Lube	076	Hex Stoneglass Russet	057	Hex XL Natureglass Black Matte	099	Natureglass Black Matte	018	Penny Dasha	027	Penny Normatech Ivory Matte
061	Hex Lynx	075	Hex Stoneglass White	057	Hex XL Natureglass White Matte	099	Natureglass Bone Matte	015	Penny Delbin Iridis	027	Penny Normatech Sand Matte
079	Hex Natureglass Black Matte	070	Hex Umber	053	Hex XL Nora	099	Natureglass Dark Grey Matte	017	Penny Forest Blue	037	Penny Opalo Black
079	Hex Natureglass Bone Matte	069	Hex Venato White Matte	051	Hex XL Normatech Antracite Matte	099	Natureglass Grey Matte	025	Penny Fosco Matte	037	Penny Opalo White
079	Hex Natureglass Dark Grey Matte	069	Hex Yuma Matte	051	Hex XL Normatech Dark Taupe Matte	099	Natureglass Moka Matte	021	Penny Gaia Matte	018	Penny Print
079	Hex Natureglass Grey Matte	069	Hex Zement Grey	051	Hex XL Normatech Grey Matte	099	Natureglass New Argent	025	Penny Grafito Matte	018	Penny Saona
079	Hex Natureglass Smooth Grey Matte	045	Hex XL Abuhna Matte	051	Hex XL Normatech Ivory Matte	099	Natureglass New Golden	025	Penny Inverno Grey Matte	017	Penny Savu
079	Hex Natureglass White Matte	045	Hex XL Arabescato Gold Matte	051	Hex XL Normatech Sand Matte	099	Natureglass Smooth Grey Matte	018	Penny Kara Beige	029	Penny Shabby Green Matte
069	Hex Nero Marquina Matte	048	Hex XL Athena Matte	053	Hex XL Ryn	099	Natureglass White Matte	018	Penny Kara Blue	029	Penny Shabby Grey Matte
063	Hex Nora	045	Hex XL Beray Matte	053	Hex XL Shabby Green Matte	101	Nero Marquina Matte	017	Penny Krabi	029	Penny Shabby Terra Matte



# Alphabetical Index

035 Penny Smooth Grey Shiny	089 Penta Shabby Grey Matte
029 Penny Stoneglass Gold	089 Penta Shabby Terra Matte
018 Penny Storm	089 Penta Shabby White Matte
018 Penny Sumatra Matte	085 Penta Venato White Matte
035 Penny Taupe Shiny	083 Penta Yadel Matte
025 Penny Thassos Matte	095 Phoenix
025 Penny Venato White Matte	101 Silver Matte
035 Penny White Shiny	097 Stoneglass 25010
023 Penny Yada Matte	097 Stoneglass 25011
021 Penny Yadel Matte	097 Stoneglass 25013
015 Penny Zaira Iridis	097 Stoneglass Gainsboro
015 Penny Zhoë Iridis	097 Stoneglass Gold
083 Penta Bittor Matte	097 Stoneglass Green
083 Penta Carel Matte	097 Stoneglass Light Brun
085 Penta Cream Matte	097 Stoneglass Ochre
083 Penta Danae Iridis	095 Stoneglass Opalo Blanco
083 Penta Dara Iridis	095 Stoneglass Opalo Negro
083 Penta Eiden Matte	097 Stoneglass Russet
083 Penta Eloa Matte	102 Venato White Matte
083 Penta Gaia Iridis	101 Zement Grey
085 Penta Greige Matte	
083 Penta Livia Iridis	
085 Penta Nero Calatorao Matte	
085 Penta New Basalt Matte	
085 Penta New Slate Matte	
087 Penta Normatech Antracite Matte	
087 Penta Normatech Dark Taupe Matte	
087 Penta Normatech Grey Matte	
087 Penta Normatech Ivory Matte	
087 Penta Normatech Sand Matte	
085 Penta Onice Matte	
089 Penta Shabby Green Matte	







Hex XL Natureglass White Matte | P. 57



Hex XL Stoneglass White P. 55



Hex XL Venato White Matte P. 48



Hex XL Calacatta Gold Matte | P. 48



Hex XL Macael Textured P. 48



Hex XL Fosco Matte P. 48



Hex XL Athena Matte P. 48



Hex XL Brescia Matte P. 45



Hex XL Livia Matte P. 43



Hex XL Normatech Ivory Matte | P. 51



Hex Natureglass White Matte | P. 79



Hex Stoneglass White P. 75



Hex Stoneglass Opalo White P. 66



Hex Blend Cotton P. 66



Hex Opalo White P. 61



Hex Lynx P. 61



Hex Venato White Matte P. 69



Hex Carrara Matte P. 70



Hex Statuario Matte P. 69



Hex Calacatta Gold Matte P. 70



Hex Fosco Matte P. 70



Hex Calacatta Matte P. 70




Hex Normatech Ivory Matte | P. 73



Penta Venato White Matte P. 85




Penta Shabby White Matte P. 89



Penta Livia Iridis P. 83



Penta Normatech Ivory Matte | P. 87



Lisa 25113 P. 107



Natureglass White Matte P. 99



Lisa 25103 P. 107



Stoneglass 25013 P. 97




Stoneglass Opalo Blanco P. 95



Venato White Matte P. 102



Calacatta Gold Matte P. 102



Calacatta Matte P. 102



Orion P. 93



Opalo Blanco P. 105



Penny White Shiny P. 35



Penny Natureglass White Matte | P. 31



Penny Natureglass Opalo White | P. 37



Penny Opalo White P. 37



Penny Venato White Matte P. 25



Penny Calacatta Gold Matte | P. 25



Penny Athena Matte P. 25




Penny Calacatta Blue Matte | P. 25



Penny Fosco Matte P. 25



Penny Livia Matte P. 21



Penny Thassos Matte P. 25



Penny Normatech Ivory Matte | P. 27



# Colours Index

## Grey, Silver & Black




Hex XL Fossil  
P. 41



Hex XL Fosco Argent  
P. 41



Hex XL Stoneblend Soft  
P. 55



Hex XL Shabby Grey Matte  
P. 53



Hex XL Copenhagen  
P. 41



Hex XL Eiden Matte  
P. 43



Hex XL Inverno Grey Matte  
P. 47



Hex XL Beray Matte  
P. 45



Hex XL Stoneglass Gainsboro | P. 55




Hex XL Stoneglass Light Brun | P. 55



Hex XL Normatech Grey Matte | P. 51



Hex XL Stoneblend Mixed Grey | P. 55



Hex XL Ryn  
P. 53




Hex XL Glasgow Matte  
P. 47




Hex XL Normatech Antracite Matte | P. 51



Hex XL Grafto Matte  
P. 47



Hex XL Bittor Matte  
P. 43



Hex XL Stoneglass Opalo Black | P. 41



Hex XL Coimbra Textured  
P. 47



Hex XL Coimbra Matte  
P. 47



Hex XL Stoneglass Black  
P. 55



Hex XL Natureglass Black Matte | P. 57



Hex Blend Metal Carrara  
P. 66




Hex Blend Fossil  
P. 66



Hex Blend Cloud  
P. 66



Hex Stoneglass Gainsboro  
P. 75



Hex Natureglass Smooth Grey Matte | P. 79



Hex Stoneblend Anchor  
P. 76



Hex Emma  
P. 63



Hex Silver Matte  
P. 69



Hex Onice Mix  
P. 69



Hex Zement Grey  
P. 69




Hex Gray Silver Mix  
P. 69




Hex Normatech Grey Matte | P. 73



Hex Blend Taupe  
P. 65



Hex Stoneglass Light Brun  
P. 75



Hex Natureglass Grey Matte  
P. 79



Hex Normatech Antracite Matte | P. 73



Hex Yuma Matte  
P. 69



Hex Stoneglass Opalo Grey  
P. 65



Hex Natureglass Drak Grey Matte | P. 79



Hex Stoneglass Grey  
P. 75



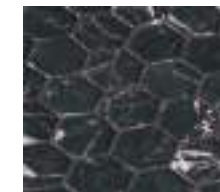
Hex Stoneglass Antracite  
P. 75



Hex Blend Black  
P. 65



Hex Stoneglass Opalo Black  
P. 65



Hex Nero Marquina Matte  
P. 69



Hex Stoneglass Black  
P. 75



Hex Natureglass Black Matte  
P. 79



# Colours Index

## Grey, Silver & Black



Penta Eiden Matte  
P. 83



Penta Shabby Grey Matte  
P. 89



Penta Greige Matte  
P. 85



Penta Onice Matte  
P. 85



Penta Normatech Grey  
Matte | P. 87



Penta Normatech Antraci-  
te Matte | P. 87




Penta Bittor Matte  
P. 83




Penta New Basalt Matte  
P. 85



Penta Nero Calatorao  
Matte P. 85



Stoneglass Gainsboro  
P. 97




Natureglass Smooth Grey  
Matte | P. 99




Silver Matte  
P. 101




Zement Grey  
P. 101



Natureglass New Argent  
P. 99




Stoneglass Light Brun  
P. 97




Natureglass Grey Matte  
P. 99




Lisa 25101  
P. 107



Natureglass Drak Grey  
Matte P. 99



Stoneglass 25011  
P. 97



New Basalt Matte  
P. 101



Draco  
P. 93



Phoenix  
P. 93




Stoneglass Opalo Negro  
P. 95




Nero Marquina Matte  
P. 101




Opalo Negro  
P. 105




Lisa 25100  
P. 107



Stoneglass 25010  
P. 97



Natureglass Balck Matte  
P. 99




Penny Shabby Grey Matte  
P. 29



Penny Inverno Grey Matte  
P. 25




Penny Cassian Iridis  
P. 15



Penny Natureglass Cadet  
Grey Matte | P. 31




Penny Smooth Grey Shiny  
P. 35




Penny Natureglass Smooth  
Grey Matte | P. 31




Penny Beray Matte  
P. 23



Penny Normatech Grey  
Matte | P. 27




Penny Normatech Antraci-  
te Matte | P. 27




Penny Storm  
P. 18




Penny Dasha  
P. 18




Penny Grafito Matte  
P. 25




Penny Nordic Stone  
P. 18




Penny Dark Grey Shiny  
P. 35




Penny Natureglass Dark  
Grey Matte | P. 31




Penny Bittor Matte  
P. 21



Penny Arrecife Iridis Grey  
P. 15




Penny Opalo Black  
P. 37



Penny Natureglass Opalo  
Black | P. 37



Penny Black Shiny  
P. 35



Penny Natureglass Black  
Matte | P. 31



# Colours Index

## Beige, Brown & Gold



Hex XL Gaia Matte  
P. 43



Hex XL Yada Matte  
P. 45



Hex XL Terra Matte  
P. 53



Hex XL Lube  
P. 53




Hex XL Arabescato Gold  
Matte | P. 45



Hex XL Normatech Sand  
Matte | P. 51



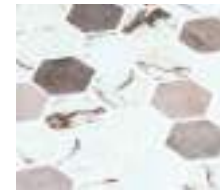
Hex XL Normatech Dark  
Taupe Matte | P. 51



Hex XL Denim Copper  
P. 47



Hex Natureglass Bone Matte  
P. 79



Hex Umber  
P. 70



Hex Ivory Honed  
P. 70



Hex Normatech Sand Matte  
P. 73




Hex Lube  
P. 63




Hex Ecru Nocce Mix Matte  
P. 70



Hex Normatech Dark  
Taupe Matte | P. 73




Hex Blend Tan  
P. 65



Hex Stoneglass Ochre  
P. 76



Hex Stoneglass Gold  
P. 76



Hex Stoneglass Russet  
P. 76



Penta Gaia Iridis  
P. 83




Penta Shabby Terra Matte  
P. 89




Penta Cream Matte  
P. 85




Penta Normatech Sand  
Matte | P. 87



Penta Normatech Dark  
Taupe Matte | P. 87



Penta New Slate Matte  
P. 85



Natureglass Bone Matte  
P. 99



Lisa 25108  
P. 107



New Limestone Matte  
P. 102



Crema Marfil Matte  
P. 102




Ecru Matte  
P. 102



Natureglass New Golden  
P. 99



Stoneglass Ochre  
P. 97



Natureglass Moka Matte  
P. 99




Stoneglass Gold  
P. 97




Agadir  
P. 93



Nador  
P. 93



Lisa 25503  
P. 107



Stoneglass Russet  
P. 97



New Slate Matte  
P. 101




Penny Bone Shiny  
P. 35



Penny Natureglass Bone  
Matte | P. 32



Penny Yada Matte  
P. 23




Penny Shabby Terra Matte  
P. 29



Penny Gaia Matte  
P. 21



Penny Sumatra Matte  
P. 18



Penny Normatech Sand  
Matte | P. 27




Penny Kara Beige  
P. 18




Penny Arabescato Gold  
Matte | P. 23




Penny Taupe Shiny  
P. 35



Penny Natureglass Taupe  
Matte | P. 32



Penny Natureglass Moka  
Matte | P. 32



Penny Normatech Dark  
Taupe Matte | P. 27



Penny Stoneglass Gold  
P. 29



# Colours Index

# Blue, Turquoise & Green




Hex XL Dara Matte  
P. 43



Hex XL Abuhna Matte  
P. 45



Hex XL Danae Matte  
P. 43



Hex XL Shabby Green Matte  
P. 53



Hex XL Nora  
P. 53




Hex XL Carel Matte  
P. 43



Hex XL Eloa Matte  
P. 43



Hex XL Yadel Matte  
P. 43




Hex Stoneglass Light Blue  
P. 76



Hex Nora  
P. 63



Hex Frisia Silver Matte  
P. 70



Hex Stoneglass Green  
P. 76



Penta Dara Iridis  
P. 83



Penta Danae Iridis  
P. 83



Penta Carel Matte  
P. 83



Penta Eloa Matte  
P. 83



Penta Shabby Green  
Matte | P. 89




Penta Yadel Matte  
P. 83



Lisa 25202  
P. 107



Lisa 25201  
P. 107



Stoneglass Green  
P. 97



Lisa 25200  
P. 107




Penny Zoe Iridis  
P. 15




Penny Delbin Iridis  
P. 15




Penny Abuhna Matte  
P. 23



Penny Shabby Green  
Matte | P. 29



Penny Natureglass Pale  
Blue Matte | P. 31




Penny Natureglass Sage  
Green Matte | P. 32



Penny Lungomare  
P. 17



Penny Caribu  
P. 17



Penny Natureglass Jade  
Matte | P. 32




Penny Carel Matte  
P. 21




Penny Zaira Iridis  
P. 15



Penny Kara Blue  
P. 18




Penny Meru  
P. 18




Penny Savu  
P. 17




Penny Bora  
P. 17



Penny Krabi  
P. 17



Penny Maui  
P. 17




Penny Yadel Matte  
P. 21



Penny Print  
P. 18



Penny Saona  
P. 18



Penny Natureglass Capri  
Matte | P. 32



Penny Arrecife Emerald  
P. 17



Penny Forest Blue  
P. 17





ONIX

## ONIX

ONIX CERÁMICA, S.L.  
AV. Real de Extremadura 23  
12200 Onda (Castellón – SPAIN)  
T. +34 964 776 287  
F. +34 964 776 284  
M. onix@onixmosaico.com

## ONIX USA

ONIX USA, LLC  
9450 NW 12 Street  
33172 Miami (USA)  
P. 305 599 3153  
F. 305 513 4634  
M. onix.usa@onixmosaic.com



<https://www.instagram.com/onixmosaico/>



<https://www.facebook.com/onixmosaico/>



<https://www.pinterest.es/onixmosaico/>



<https://www.linkedin.com/company/onixmosaico/>



<https://www.youtube.com/c/ONIXMOSAICO>

In the interest of maintaining constant improvements, ONIX reserves the right to delete and amend, either totally or partially, any of the styles, colours, shapes, sizes, references and other technical specifications contained in this catalogue.

Due to the technical process of reproduction, colours printed are approximate, not exact. The photographs included in this catalogue are not contractual. The interpreting of the pictures will be according to designer's judgment. All the information and texts included in the catalogue keep under the reservation of possible errors. The catalogue is only an informative tool.

Para la mejora de nuestros productos, ONIX se reserva el derecho de anular o modificar cualquiera de los modelos, colores, formatos, referencias y especificaciones técnicas contenidas en este catálogo.

Debido a los procesos técnicos de reproducción, los colores son aproximados, no exactos. Las fotografías expuestas en este catálogo no tienen un carácter contractual. La interpretación de las ilustraciones están en función del criterio del creador. Todos los textos e información que aparece en el catálogo quedan bajo la reserva de posibles errores. Este catálogo es una herramienta informativa.

Pour améliorer ses produits, ONIX se réserve le droit d'annuler ou de modifier tout modèle, couleur, format, référence ou spécification technique figurant dans ce catalogue.

En raison des procédés techniques de reproduction, les couleurs sont approchantes et non exactes. Les photographies présentées dans ce catalogue ne sont pas contractuelles. L'interprétation des illustrations sera selon le critère du créateur. Tous les textes et information de ce catalogue restent sous réserve de possible erreurs. Ce catalogue est un outil informatif.

Edición: v2. abril 2024



[onixmosaico.com](http://onixmosaico.com)