



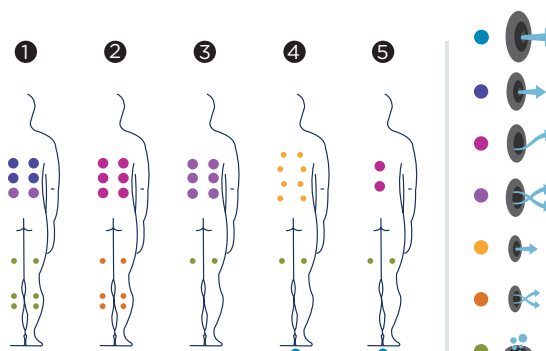
## ADVANCE 50

The Advance 50 spa, with room for five, is elegant, comfortable and provides a full massage to all areas of the body. Its meticulous design will bring a touch of distinction and elegance, whether installed indoors or outdoors.

It has two ergonomic loungers so that users are comfortable and relaxed while they enjoy its massage circuits, which are provided by 35 power jets and 12 air nozzles.

**Positions:** 5 (3  / 2 )

**Measures:** 216 x 198 x 90



				
				
Optional:				
				



ref: 41909

### Technical specifications

Measures ( ±2cm)	216 x 198 x 90
Positions (seats/loungers)	5 (3 / 2)
Water capacity (l)	930
Weight (empty / full) (kg)	327 / 1.257

Cabinet coating	Graphite Woodermax / Thunder Woodermax / Walnut Woodermax / Butterfly Woodermax
Outdoor cabinet (Soft Rain Dark Grey)	Optional
Without cabinet	Optional
Acrylic colours*	44 / 27 / 72 / 59 / 18 / 64

FEATURES	
Total massage points	<b>49</b>
Massage Jets	35
Air Nozzles	12
Waterfall	2
Water fountains	2
Headrests	3
Digital Control Panel	•
Ultraviolet Treatment	•
Galvanised metal structure	•
ABS base	•
Energy Saving Cover	•
EcoSpa	Optional
Nordic Insulation System	Optional

FINISHES	
Colour Sense	5 LED + illuminated accessories
Pure Line Lighting	Optional
Bluetooth surround sound	Optional
Stainless steel nozzles	•
Stainless steel handrail	•
Aromatherapy	•
Programmable WiFi Touch Panel	Optional
Flexible Massage	-

MESSAGE PUMPS	
Water massage	2 x 1.800 W / 2,5 HP
Relax Impact Pump	1.150 W

FILTRATION AND HEATING	
Recirculation pump	250 W
Water heater	3.000 W
Type of filter	Cartridge
High Performance Water Care	•

POWER SUPPLY	
Power requirement LOW AMP (W) / (A) to 230 V	5.200 W / 22,4 A
Voltage	230 V / 400 V III

#### Shell finishes


##### Acrylic colors



44 White

27 Silver

72 Cameo




59 Sterling

18 Sand

64 Pearl Shadow


#### Furniture finishes



Graphite

Thunder

Walnut



Butterfly

Dark Grey

#### Accessories



WALNUT step  
(or GRAPHITE model)



Cover lifter



Water care



According to our policy of constant evolution, we reserve the right to modify the specifications in part or in whole without forewarning.



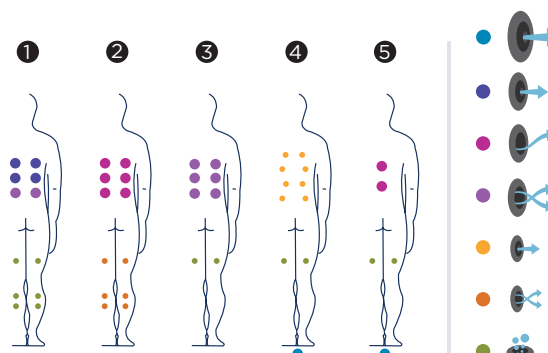
## ADVANCE 50

Le spa Advance 50 de 5 places possède une ligne élégante et confortable et propose un massage complet sur toutes les parties du corps. Son design soigné permet de l'installer dans tout type de décoration intérieure ou extérieure et apporte une touche de distinction et d'élégance.

Il a deux positions allongées ergonomiques pour profiter d'un confort et d'une détente maximale pendant que l'utilisateur apprécie les circuits de massage, fournis ici par 35 jets puissants et 12 buses soufflantes.

**Positions:** 5 (3  / 2 )

**Dimensions:** 216 x 198 x 90



**Caractéristiques techniques**

ref: 41909

Dimensions ( ±2cm)	216 x 198 x 90
Positions (assises / allongées)	5 (3 / 2)
Volume Eau (l)	930
Poids (vide / plein) (kg)	327 / 1.257

Type Revêtement Meuble Extérieur	Graphite Woodermax / Thunder Woodermax / Walnut Woodermax / Butterfly Woodermax
Habillage extérieur (Soft Rain Dark Grey)	Option
Sans habillage	Option
Couleurs Acrylique*	44 / 27 / 72 / 59 / 18 / 64

PRESTATIONS	
Total Points de Massage	<b>49</b>
Jets massage	35
Buse air	12
Cascades Eau	2
Sources Eau	2
Appui-tête	3
Panneau de Commande Numérique	•
Ultraviolet Treatment UV	•
Structure Métal Galvanisé	•
Base ABS	•
Energy Saving Cover	•
EcoSpa	Option
Nordic Insulation System	Option

FINITIONS	
Colour Sense	5 LED + Accessoires éclairés
Pure Line Lighting	Option
Surround Bluetooth Audio	Option
Buses Inoxydable	•
Barre Inoxydable	•
Aromatherapy	•
Touch Panel Programmable Wifi	Option
Flexible Massage	-

POMPES DE MASSAGE	
Massage d'eau	2 x 1.800 W / 2,5 CV
Relax Impact Pump	1.150 W

FILTRATION ET CHAUFFAGE	
Pompe de recirculation	250 W
Chauffage d'eau	3.000 W
Type de filtre	Cartouche
High Performance Water Care	•


COURANT ÉLECTRIQUE	
Puissance maximale LOW AMP (W) / (A) 230 V	5.200 W / 22,4 A
Tension	230 V / 400 V III

**Matériel des Spas****Couleurs Acrylique**

44 White

27 Silver


72 Cameo



59 Sterling

18 Sand

64 Pearl Shadow

**Bois des Spas**

Graphite

Thunder

Walnut



Butterfly



Dark Grey

**Accessories SPA***Escalier NOYER  
(ou GRAPHITE modèle)**Ramasse Couverture**Kit de désinfection*


Dans le cadre de notre politique d'améliorations constantes, nous nous réservons le droit de modifier/d'amender nos spécifications n'importe quand et sans aucun préavis.



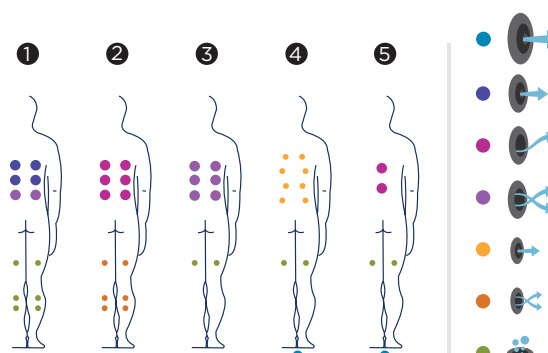
## ADVANCE 50

Der Spa Advance 50 mit fünf Plätzen weist eine elegante und komfortable Linienführung auf und ermöglicht eine komplette Ganzkörpermassage. Dank seinem eleganten Design kann er in jedem Innen- und Außenbereich aufgestellt werden und sorgt für eine vornehme und elegante Note.

Auf zwei ergonomischen Liegen können Sie größten Komfort und Entspannung genießen, während Sie sich einem Massagezyklus unterziehen, in diesem Modell durch 35 kräftige Jets und 12 Luftinjektoren.

**Positionen:** 5 (3  / 2 )

**Dimensionen:** 216 x 198 x 90



**Ausstattung**



ref: 41909

Abmasse ( ±2cm)	216 x 198 x 90
Positionen (sitze/ liege)	5 (3 / 2)
Volumen (l)	930
Gewicht (leer/befüllt) (kg)	327 / 1.257

Verkleidung	Graphite Woodermax / Thunder Woodermax / Walnut Woodermax / Butterfly Woodermax
Gartenmöbel (Soft Rain Dunkelgrau)	Option
Ohne Rahmen	Option
Acrylfarben*	44 / 27 / 72 / 59 / 18 / 64

LEISTUNGEN	
Massagepunkte gesamt	<b>49</b>
Massagedüsen	35
Luftdüsen	12
Wasserfälle	2
Wasserquellen	2
Kopfstützen	3
Digitales Bedienfeld	•
Ultraviolet Treatment UV	•
Verzinkter Metallrahmen	•
ABS-Platte	•
Energy Saving Cover	•
EcoSpa	Option
Nordic Insulation System	Option

UNTERHALTUNG	
Colour Sense	5 LED + Beleuchtungszubehör
Pure Line Lighting	Option
Surround Bluetooth Audio	Option
Düsen Edelstahl	•
Edelstahlstange	•
Aromatherapie	•
Programmierbares Touch Panel Wifi	Option
Flexible Massage	-

MASSAGEPUMPEN	
Wassermassage / Jetpumpe	2 x 1.800 W / 2,5 HP
Relax Impact Pump / Gebläse	1.150 W

FILTER UND HEIZUNG	
Silent Pump / Umwälzpumpe	250 W
Wassererhitzer	3.000 W
Filtertyp	Kartuschenfilter
High Performance Water Care	•

ELEKTRISCHE SPANNUNG	
Leistung Option niedrige Stromstärke(W)/(A)230 V	5.200 W / 22,4 A
Stromspannung	230 V / 400 V III

Ausführungstyp Becken


**Acrylfarben**



44 White

27 Silver

72 Cameo




59 Sterling

18 Sand

64 Pearl Shadow

Verkleidungstyp Außenrahmen



Graphite

Thunder

Walnut



Butterfly



Dark Grey

Zubehör



*Spa-Leiter NUSSBAUM  
(oder Woodermax GRAPHIT)*



*Abdeckvorrichtung*



*Wasserpflege-Kit*

Im Rahmen unserer Bemühungen um ständige Verbesserungen behalten wir uns das Recht vor, ohne weitere Bekanntmachungen Änderungen an der Konstruktion und den technischen Daten vorzunehmen.



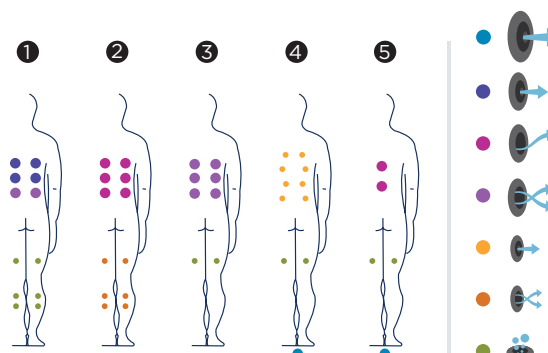
## ADVANCE 50

El spa Advance 50, de 5 plazas, mantiene una línea elegante y confortable, para un masaje completo de todas las zonas del cuerpo. Su cuidado diseño permite instalarlo en cualquier tipo de decoración interior o exterior, aportando un toque de distinción y elegancia.

Tiene dos tumbonas ergonómicas para disfrutar del mayor confort y relajación mientras se disfruta de sus circuitos de masaje, esta vez proporcionados por 35 potentes jets y 12 inyectores de aire.

**Posiciones:** 5 (3  / 2 )

**Medidas:** 216 x 198 x 90



				
				
Opcional:				
				

## Características técnicas



ref: 41909

Medidas ( ±2cm)	216 x 198 x 90
Posiciones (sentado / tumbado)	5 (3 / 2)
Volumen Agua (l)	930
Peso (vacío / lleno) (kg)	327 / 1.257

Tipo Revestimiento Mueble Exterior	Graphite Woodermax / Thunder Woodermax / Walnut Woodermax / Butterfly Woodermax
Mueble Exterior Soft Rain (Dark Grey)	Opcional
Sin revestimiento	Opcional
Colores Acrílico*	44 / 27 / 72 / 59 / 18 / 64

PRESTACIONES	
Total Puntos de Masaje	<b>49</b>
Jets masaje agua	35
Boquillas masaje aire	12
Cascadas	2
Fuentes de Agua	2
Reposacabezas	3
Panel de Control Digital	•
Ultraviolet Treatment UV	•
Estructura Metálica Galvanizada	•
Base ABS	•
Energy Saving Cover	•
EcoSpa	Opcional
Nordic Insulation System	Opcional

ACABADOS	
Colour Sense	5 LED + Accesorios iluminados
Pure Line Lighting	Opcional
Surround Bluetooth Audio	Opcional
Jets/Boquillas Inoxidable	•
Barra Inoxidable	•
Aromatherapy	•
Touch Panel Programable Wifi	Opcional
Flexible Massage	-

BOMBAS DE MASAJE	
Masaje de agua	2 x 1.800 W / 2,5 CV
Relax Impact Pump	1.150 W

FILTRACIÓN Y CALEFACCIÓN	
Bomba de recirculación	250 W
Calentador de agua	3.000 W
Tipo de filtro	Cartucho
High Performance Water Care	•

CORRIENTE ELÉCTRICA	
Potencia requerida LOW AMP (W) / (A) a 230 V	5.200 W / 22,4 A
Voltaje	230 V / 400 V III

### Acabados Casco


### Colores Acrílico



44 White

27 Silver

72 Cameo




59 Sterling

18 Sand

64 Pearl Shadow

### Acabados Mueble



Graphite

Thunder

Walnut



Butterfly



Dark Grey

### Accesorios



Escalera NOGAL  
(o modelo GRAFITO)



Recoge cubiertas



Kit de desinfección

Como parte de nuestra política de mejoramiento continuo, nos reservamos el derecho de modificar el diseño y/o especificaciones sin previo aviso.



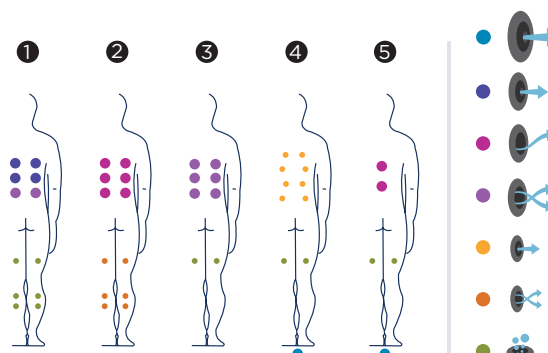
## ADVANCE 50

La spa Advance 50, a 5 posti, mantiene una linea elegante e comoda, per un massaggio completo di tutte le zone del corpo. Il suo design curato permette di installarla in qualsiasi tipo di ambiente interno o esterno, conferendo un tocco di distinzione ed eleganza.

Dispone di due lettini ergonomici per godersi il massimo della comodità e del relax mentre si usufruisce di uno dei suoi circuiti di massaggio, in questo caso offerti da 39 potenti jet e 12 iniettori d'aria.

**Posizioni:** 5 (3  / 2 

**Misure:** 216 x 198 x 90



**Caratteristiche tecniche**

ref: 41909

Misure ( ±2 cm)	216 x 198 x 90
Posizioni (seduto / sdraiato)	5 (3 / 2)
Volume acqua (l)	930
Peso (vuota/piena) (kg)	327 / 1.257

Tipo di rivestimento del mobile esterno	Graphite Woodermax / Thunder Woodermax / Walnut Woodermax / Butterfly Woodermax
Rivestimento esterno (Soft Rain Dark grey)	Opzionale
Senza rivestimento	Opzionale
Colori Acrilico*	44 / 27 / 72 / 59 / 18 / 64

PRESTAZIONI	
Totale punti di massaggio	<b>49</b>
Getti di massaggio	35
Bocchette di aria	12
Cascate d'acqua	2
Fontane d'acqua	2
Poggiatesta	3
Pannello di controllo digitale	•
Ultraviolet Treatment UV	•
Struttura metallica galvanizzata	•
Base ABS	•
Energy Saving Cover	•
EcoSpa	Opzionale
Nordic Insulation System	Opzionale

FINITURE	
Colour Sense	5 LED + Accessori illuminati
Pure Line Lighting	Opzionale
Surround Bluetooth Audio	Opzionale
Jet/Bocchette Inossidabile	•
Barra inossidabile	•
Aromatherapy	•
Touch Panel Programmabile Wi-Fi	Opzionale
Flexible Massage	-

POMPE DI MASSAGGIO	
Massaggio ad acqua	2 x 1.800 W / 2,5 CV
Relax Impact Pump	1.150 W

FILTRAGGIO E RISCALDAMENTO	
Pompa di ricircolo	250 W
Scaldacqua	3.000 W
Tipo di filtro	Cartuccia
High Performance Water Care	•


CORRENTE ELETTRICA	
Potenza necessaria LOW AMP (W) / (A) a 230 V	5.200 W / 22,4 A
Tensione	230 V / 400 V III

**Materiale Vasca****Colori superficie acrilica**

44 White

27 Silver


72 Cameo



59 Sterling

18 Sand


64 Pearl Shadow

**Mobile in sintetico**

Graphite

Thunder

Walnut



Butterfly



Dark Grey

**Accessori***Escaletta NOCE  
(o GRAFITE)**Ritira-coperture**Kit di disinfezione*



Come parte della nostra politica di miglioramento continuo, ci riserviamo il diritto di modificare il design e/o le specifiche tecniche senza preavviso.




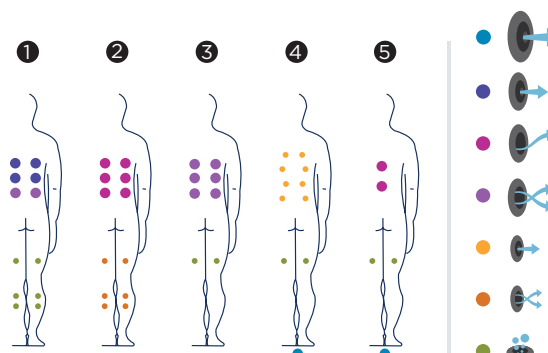
## ADVANCE 50

De Advance 50-spa voor vijf personen is elegant en comfortabel en biedt een complete massage voor alle lichaamszones. Zijn uitgekiend design zorgt voor een elegante, klassevolle toets, zowel binnen als buiten.

Hij biedt twee ergonomische ligplaatsen zodat gebruikers comfortabel en ontspannen kunnen genieten van de massagecircuits met 35 powerjets en 12 luchtinjectoren.

**Posities:** 5 (3  / 2 )

**Afmetingen:** 216 x 198 x 90 



Optioneel:





**Technische eigenschappen**

ref: 41909

Afmetingen (± 2 cm)	216 x 198 x 90
Posities (zit-/ligplaatsen)	5 (3 / 2)
Watervolume (L)	930
Gewicht (leeg/vol) (kg)	327 / 1.257

Coating raamwerk	Graphite Woodermax / Thunder Woodermax / Walnut Woodermax / Butterfly Woodermax
Raamwerk buitenkant	Optioneel
Zonder raamwerk	Optioneel
Acrylkleuren*	44 / 27 / 72 / 59 / 18 / 64

KENMERKEN	
Aantal massagepunten	<b>49</b>
Massagejets	35
Luchtuitlaten	12
Waterval	2
Waterfonteinen	2
Hoofsteunen	3
Digitaal bedieningspaneel	•
Ultraviolet behandeling	•
Structuur in gegalvaniseerd metaal	•
Basis in ABS	•
Energy Saving Cover	•
EcoSpa	Optioneel
Nordic Insulation System	Optioneel

AFWERKINGEN	
Colour Sense	5 LED + Verlichte accessoires
Pure Line Lighting	Optioneel
Surround Bluetooth Audio	Optioneel
Roestvrijstalen injectoren	•
Roestvrijstalen stang	•
Aromatherapy	•
Programmeerbaar wifi-aanraakscherm	Optioneel
Flexible Massage	-

MESSAGEPOMPEN	
Watermassage	2 x 1.800 W / 2,5 PK
Relax Impact-pomp	1.150 W

FILTRATIE EN VERWARMING	
Recirculatiepomp	250 W
Waterboiler	3.000 W
Filtertype	Patroon
High Performance Water Care	•


STROOMTOEVOER	
Vereist vermogen LOW AMP (W) / (A) aan 230 V	5.200 W / 22,4 A
Spanning	230 V / 400 V III

**Afwerking****Acrylkleur**

44 White

27 Silver


72 Cameo



59 Sterling

18 Sand


64 Pearl Shadow

**Raamwerkafwerking**

Graphite

Thunder

Walnut



Butterfly



Dark Grey

**Accessoires***WALNOOT / GRAPHITE  
Spatrapje**Cover Lifter**Ontsmettingskit*

Overeenkomstig ons beleid van voortdurende ontwikkeling behouden wij ons het recht voor om de specificaties geheel of gedeeltelijk te wijzigen zonder voorafgaande kennisgeving.