



## WAVE

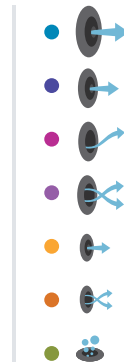
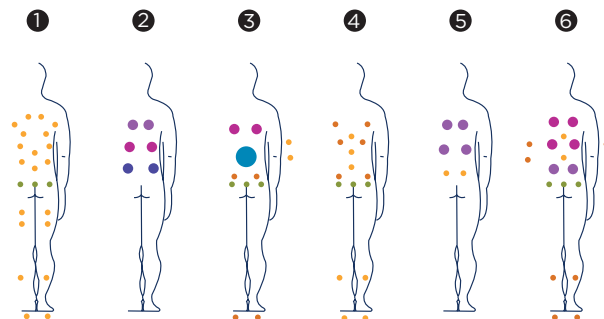
The Wave model not only has an exclusive exterior design; the Spa's interior has been designed to offer the user maximum mobility, it is smoothly shaped and offers different tub depths. This feature offers the bather countless options inside the Spa: they can sit down, lie down and find their favourite position while enjoying a high-quality massage.

**Positions:** 6 

**Measures:** 233 x 233 x 90

Optional:

-  SILENT PUMP
-  ENERGY SAVING COVER
-  Ecospa
-  relax IMPACT SYSTEM
-  HIGH PERFORMANCE WATERCARE
-  COLOUR SENSE
-  PURELINE LIGHTING
-  Aroma therapy
-  METALLIC STRUCTURE
-  BCN DESIGN
-  NORDIC INSULATION SYSTEM
-  FLEXIBLE MASSAGE
-  WIFI TOUCH PANEL
-  Surround Bluetooth AUDIO





ref: 65301

## Technical specifications

Measures ( ±2cm)	233 x 233 x 90
Positions (seats/loungers)	6 (6 / -)
Water capacity (l)	1.180
Weight (empty/full) (kg)	536 / 1.716

Cabinet coating	Solid Surface + Enigma
Without cabinet	Optional
Acrylic colours*	44 / 27 / 59 / 18 / 64 / 72

FEATURES	
Total Massage Points	<b>78</b>
Massage Jets	66
Air Nozzles	12
Stainless Steel Nozzles	•
Headrests	-
Digital Control Panel	•
Ultraviolet Treatment	•
Galvanised Metal Structure	•
ABS Base	•
Energy Saving Cover	•
EcoSpa	•
Nordic Insulation System	Optional

FINISHES	
Colour Sense	2 LED + 24 MiniLED + Illuminated acc.
Pure Line Lighting	•
Bluetooth Surround Sound	Optional
Woodermax Cabinet	-
Aromatherapy	•
Programmable WiFi Touch Panel	Optional
Flexible Massage	Optional ref. 65302


MASSAGE PUMPS	
Water Massage	2 x 2.200 W / 3 HP
Relax Impact Pump	1.150 W

FILTRATION AND HEATING	
Recirculation pump	250 W
Water heater	3.000 W
Type of filter	Cartridge

POWER SUPPLY	
Power requirement LOW AMP (W) / (A) to 230 V	6.000 W / 25,9 A
Voltage	230 V / 400 V III

### Shell finishes

#### Acrylic colors



44 White




27 Silver




72 Cameo



59 Sterling




18 Sand



64 Pearl Shadow

### Furniture finishes



Solid Surface

### Accessories



*WALNUT step  
(or GRAPHITE model)*



*Aromatherapy kit refills*



*Water care*

According to our policy of constant evolution, we reserve the right to modify the specifications in part or in whole without forewarning.



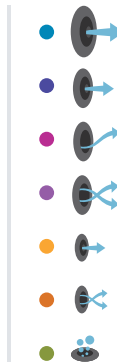
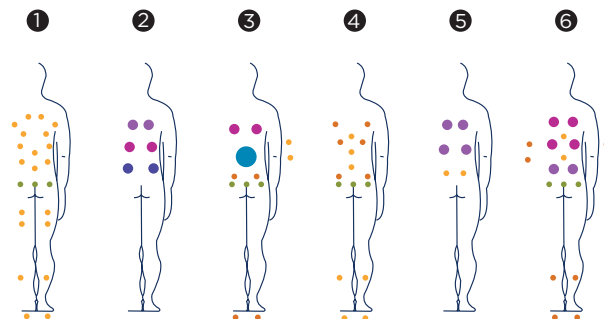


## WAVE

Le modèle Wave ne dispose pas seulement d'un design extérieur unique. La cuve de ce spa est conçue pour offrir à l'utilisateur une grande liberté de mouvement, par la recherche de formes douces et différents niveaux de profondeur. Grâce à cette caractéristique, l'utilisateur dispose d'un panel infini de possibilités à l'intérieur du spa : il peut s'y asseoir, s'allonger ou adopter sa position favorite tout en profitant d'un massage de haute qualité.

**Positions:** 6 

**Dimensions:** 233 x 233 x 90





ref: 65301

## Caractéristiques techniques

Dimensions ( ±2cm)	233 x 233 x 90
Positions (assises / allongées)	6 (6 / -)
Volume Eau (l)	1.180
Poids (vide/plein) (kg)	536 / 1.716

Type de Revêtement Meuble Extérieur	Solid Surface + Enigma
Sans habillage	Option
Couleurs Acryliques*	44 / 27 / 59 / 18 / 64 / 72

PRESTATIONS	
Total Points de Massage	<b>78</b>
Jets massage	66
Buse air	12
Jets/Buses Inoxydable	•
Appui-tête	-
Panneau de Commande Numérique	•
Ultraviolet Treatment UV	•
Structure Métal Galvanisé	•
Base ABS	•
Energy Saving Cover	•
EcoSpa	•
Nordic Insulation System	Option

DIVERTISSEMENT	
Colour Sense	2 LED + 24 MiniLED + Acc. éclairés
Pure Line Lighting	•
Surround Bluetooth Audio	Option
Meuble Woodermax	-
Aromatherapy	•
Touch Panel Programmable Wifi	Option
Flexible Massage	Option ref. 65302


POMPE DE MASSAGE	
Massage d'eau	2 x 2.200 W / 3 CV
Relax Impact Pump	1.150 W

FILTRATION ET CHAUFFAGE	
Pompe de recirculation	250 W
Chauffage d'eau	3.000 W
Type de filtre	Cartouche

COURANT ÉLECTRIQUE	
Puissance maximale LOW AMP (W) / (A) 230 V	6.000 W / 25,9 A
Tension	230 V / 400 V III

### Matériel des Spas


#### Couleurs Acrylique



44 White



27 Silver




72 Cameo



59 Sterling




18 Sand



64 Pearl Shadow

### Bois des Spas



Solid Surface

### Accessories



*Escalier NOYER  
(ou GRAPHITE modèle)*



*Kit Rechange Aromathérapie*



*Kit de désinfection*

Dans le cadre de notre politique d'améliorations constantes, nous nous réservons le droit de modifier/d'amender nos spécifications n'importe quand et sans aucun préavis.



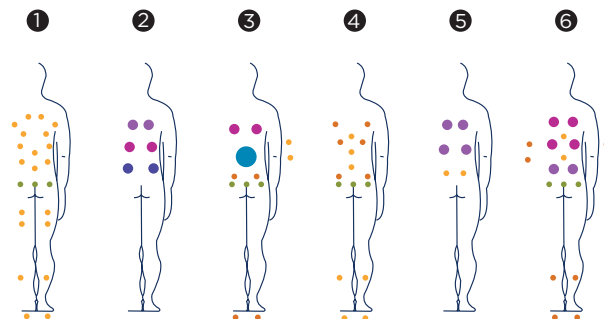


## WAVE

Das Modell Wave verfügt nicht nur außen über ein exklusives Design. Das Innere des Whirlpools wurde so entworfen, dass es den Benutzern ein Höchstmaß an Bewegungsfreiheit lässt. Dabei wurden sanfte Formen und verschiedene Badetiefen gewählt. So haben Badende im Inneren des Whirlpools unzählige Möglichkeiten. Während sie eine hochwertige Massage genießen, können sie sich hinsetzen oder -legen und so die bequemste Position suchen.

**Positionen:** 6 

**Dimensionen:** 233 x 233 x 90





ref: 65301

**Ausstattung**

Abmasse ( ±2cm)	233 x 233 x 90
Positionen (sitze/ liege)	6 (6 / -)
Volumen (l)	1.180
Gewicht (leer/befüllt) (kg)	536 / 1.716

Verkleidung	Solid Surface + Enigma
Ohne Rahmen	Option
Acrylfarben*	44 / 27 / 59 / 18 / 64 / 72

LEISTUNGEN	
Massagepunkte gesamt	<b>78</b>
Massagedüsen	66
Luftdüsen	12
Düsen Edelstahl	•
Kopfstützen	-
Digitales Bedienfeld	•
Ultraviolett Treatment UV	•
Verzinkter Metallrahmen	•
ABS-Platte	•
Energy Saving Cover	•
EcoSpa	•
Nordic Insulation System	Option

UNTERHALTUNG	
Colour Sense	2 LED + 24 MiniLED + Beleuchtungszubehör
Pure Line Lighting	•
Surround Bluetooth Audio	Option
Woodermax Verkleidung	-
Aromatherapie	•
Programmierbares Touch Panel Wifi	Option
Flexible Massage	Option ref. 65302

MASSAGEPUMPEN	
Wassermassage / Jetpumpe	2 x 2.200 W / 3 HP
Relax Impact Pump	1.150 W

FILTER UND HEIZUNG	
Silent Pump / Umwälzpumpe	250 W
Wassererhitzer	3.000 W
Filtertyp	Kartuschenfilter

ELEKTRISCHE SPANNUNG	
Leistung Option niedrige Stromstärke (W)/(A) 230V	6.000 W / 25,9 A
Stromspannung	230 V / 400 V III

Ausführungstyp Becken

**Acrylfarben**



44 White

27 Silver

72 Cameo




59 Sterling

18 Sand

64 Pearl Shadow

Verkleidungstyp Außenrahmen



Solid Surface

Zubehör



*Spa-Leiter NUSSBAUM  
(oder Woodermax GRAPHIT)*



*Kit Aromatherapie Beutel*



*Wasserpflege-Kit*

Im Rahmen unserer Bemühungen um ständige Verbesserungen behalten wir uns das Recht vor, ohne weitere Bekanntmachungen Änderungen an der Konstruktion und den technischen Daten vorzunehmen.





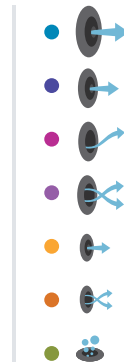
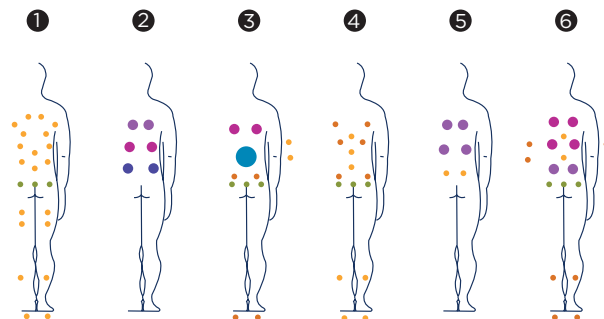
## WAVE

El modelo Wave, no sólo dispone de un diseño exclusivo en su exterior; el interior del Spa ha sido diseñado para ofrecer la máxima movilidad del usuario, buscando las formas suaves y ofreciendo diferentes niveles de profundidad de baño. Esta característica permite al bañista disponer de un sinfín de opciones en el interior del Spa: podrá sentarse, tumbarse, buscar su posición preferida, mientras disfruta de un masaje de alta calidad.

**Posiciones:** 6 

**Medidas:** 233 x 233 x 90

		
		
		
		
<b>Opcional:</b>		
		
		





ref: 65301

## Características técnicas

Medidas ( ±2cm)	233 x 233 x 90
Posiciones (sentado / tumbado)	6 (6 / -)
Volumen Agua (l)	1.180
Peso (vacío/lleño) (kg)	536 / 1.716

Tipo Revestimiento Mueble Exterior	Solid Surface + Enigma
Sin revestimiento	Opcional
Colores Acrílico*	44 / 27 / 59 / 18 / 64 / 72

PRESTACIONES	
Total Puntos de Masaje	<b>78</b>
Jets masaje agua	66
Boquillas masaje aire	12
Jets/Boquillas Inoxidable	•
Reposacabezas	-
Panel de Control Digital	•
Ultraviolet Treatment UV	•
Estructura Metálica Galvanizada	•
Base ABS	•
Energy Saving Cover	•
EcoSpa	•
Nordic Insulation System	Opcional

ACABADOS	
Colour Sense	2 LED + 24 MiniLED + Acc. iluminados
Pure Line Lighting	•
Surround Bluetooth Audio	Opcional
Mueble Woodermax	-
Aromatherapy	•
Touch Panel Programable Wifi	Opcional
Flexible Massage	Opcional ref. 65302


BOMBAS DE MASAJE	
Masaje de agua	2 x 2.200 W / 3 CV
Relax Impact Pump	1.150 W

FILTRACIÓN Y CALEFACCIÓN	
Bomba de recirculación	250 W
Calentador de agua	3.000 W
Tipo de filtro	Cartucho

CORRIENTE ELÉCTRICA	
Potencia requerida LOW AMP (W) / (A) a 230 V	6.000 W / 25,9 A
Voltaje	230 V / 400 V III

### Acabados Casco


### Colores Acrílico



44 White



27 Silver



72 Cameo



59 Sterling




18 Sand



64 Pearl Shadow

### Acabados Mueble



Solid Surface

### Accesorios



Escalera NOGAL  
(o modelo GRAFITO)



Kit Recambios Aromatherapy



Kit de desinfección

Como parte de nuestra política de mejoramiento continuo, nos reservamos el derecho de modificar el diseño y/o especificaciones sin previo aviso.





## WAVE

L'esclusività del design del modello Wave non si limita alla parte esterna; l'interno della spa è stato infatti progettato per offrire all'utente la massima mobilità, con forme morbide e diverse profondità di immersione. Questa caratteristica permette di disporre di un'infinità di opzioni all'interno della spa: ci si potrà sedere, stendere, cercare la posizione preferita, mentre si gode di un massaggio di alta qualità.

**Posizioni:** 6 

**Misure:** 233 x 233 x 90



Opzionale:



1

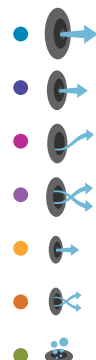
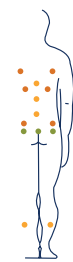
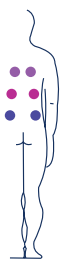
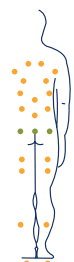
2

3

4

5

6



6

5

4



1

2

3



ref: 65301

## Caratteristiche tecniche

Misure ( ±2 cm)	233 x 233 x 90
Posizioni (seduto / sdraiato)	6 (6 / -)
Volume acqua (l)	1.180
Peso (vuota/piena) (kg)	536 / 1.716

Tipo di rivestimento del mobile esterno	Solid Surface + Enigma
Senza rivestimento	Opzionale
Colori Acrilico*	44 / 27 / 59 / 18 / 64 / 72

PRESTAZIONI	
Totale punti di massaggio	<b>78</b>
Getti di massaggio	66
Bocchette di aria	12
Jet/Bocchette Inossidabile	•
Poggiatesta	-
Pannello di controllo digitale	•
Ultraviolet Treatment UV	•
Struttura metallica galvanizzata	•
Base ABS	•
Energy Saving Cover	•
EcoSpa	•
Nordic Insulation System	Opzionale

FINITURE	
Colour Sense	2 LED + 24 MiniLED + Accessori illuminati
Pure Line Lighting	•
Surround Bluetooth Audio	Opzionale
Mobile Woodermax	-
Aromatherapy	•
Touch Panel Programmabile Wi-Fi	Opzionale
Flexible Massage	Opzionale ref. 65302


POMPE DI MASSAGGIO	
Massaggio ad acqua	2 x 2.200 W / 3 CV
Relax Impact Pump	1.150 W

FILTRAGGIO E RISCALDAMENTO	
Pompa di ricircolo	250 W
Scaldaacqua	3.000 W
Tipo di filtro	Cartuccia

CORRENTE ELETTRICA	
Potenza necessaria LOW AMP (W) / (A) a 230 V	6.000 W / 25,9 A
Tensione	230 V / 400 V III

### Materiale Vasca


### Colori superficie acrilica



44 White



27 Silver



72 Cameo



59 Sterling




18 Sand



64 Pearl Shadow

### Mobile in sintetico



Solid Surface

### Accessori



*Escaletta NOCE  
(o GRAFITE)*



*Kit ricambi Aromatherapy*



*Kit di disinfezione*

Fedeli alla nostra politica di continuo miglioramento, ci riserviamo il diritto di modificare il design e/o le specifiche senza preavviso.





## WAVE

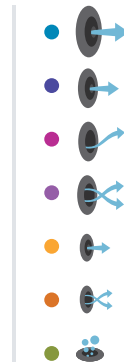
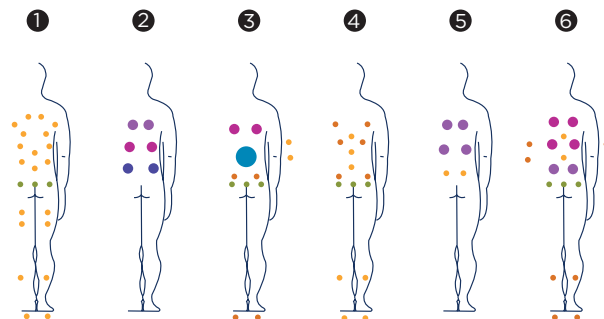
Het Wave model heeft niet alleen een exclusieve buitendesign ; de binnenkant van de Spa is ontworpen om de gebruiker maximale mobiliteit te bieden , deze heeft een comfortabele vorm en biedt verschillende bad dieptes . Deze functie biedt de gebruikers talloze mogelijkheden in de Spa: ze kunnen zitten , liggen en hun favoriete positie vinden, terwijl ze van een hoge kwaliteitsmassage genieten.

**Posities:** 6 

**Afmetingen:** 233 x 233 x 90

Optioneel:

-  SILENT PUMP
-  ENERGY SAVING COVER
-  Ecospa
-  relax IMPACT SYSTEM
-  HIGH PERFORMANCE WATERCARE
-  COLOUR SENSE
-  ULTRAVIOLET TREATMENT
-  PURELINE LIGHTING
-  Aromatherapy
-  METALLIC STRUCTURE
-  BCN DESIGN
-  NORDIC INSULATION SYSTEM
-  FLEXIBLE MASSAGE
-  WIFI TOUCH PANEL
-  SURROUND BLUETOOTH AUDIO







ref: 65301

**Technische eigenschappen**

Afmetingen ( ±2 cm)	233 x 233 x 90
Posities (zit-/ligplaatsen)	6 (6 / -)
Watervolume (L)	1.180
Gewicht (leeg/vol) (kg)	536 / 1.716

Coating raamwerk	Solid Surface + Enigma
Zonder raamwerk	Optioneel
Acrylkleuren*	44 / 27 / 59 / 18 / 64 / 72


KENMERKEN	
Aantal massagepunten	<b>78</b>
Massagejets	66
Luchtuitlaten	12
Roestvrijstalen injectoren	•
Hoofsteunen	-
Digitaal bedieningspaneel	•
Ultraviolet behandeling	•
Structuur in gegalvaniseerd metaal	•
Basis in ABS	•
Energy Saving Cover	•
EcoSpa	•
Nordic Insulation System	Optioneel

AFWERKINGEN	
Colour Sense	2 LED + 24 MiniLED + Verlichte accessoires
Pure Line Lighting	•
Surround Bluetooth Audio	Optioneel
Woodermax-raamwerk	-
Aromatherapie	•
Programmeerbaar wifi-aanraakscherm	Optioneel
Flexible Massage	Optioneel ref. 65302

MESSAGEPOMPEN	
Watermassage	2 x 2.200 W / 3 PK
Relax Impact-pomp	1.150 W

FILTRATIE EN VERWARMING	
Hercirculatiepomp	250 W
Waterboiler	3.000 W
Filtertype	Patroon

INSTALLATIE	
Vereist vermogen LOW AMP (W) / (A) aan 230 V	6.000 W / 25,9 A
Spanning	230 V / 400 V III

**Afwerking****Acrylkleur**

44 White




27 Silver




72 Cameo




59 Sterling



18 Sand



64 Pearl Shadow

**Raamwerkafwerking**

Solid Surface

**Accessoires***WALNOOT / GRAPHITE  
Spatrapje**Aromatherapie-navullingen**Ontsmettingskit*

Overeenkomstig ons beleid van voortdurende ontwikkeling behouden wij ons het recht voor om de specificaties geheel of gedeeltelijk te wijzigen zonder voorafgaande kennisgeving.